

MIECHV Benchmarks

Desk Guide

August 2024

This guide will give you:



The MIECHV definition of each of the Benchmark measures



The number of cases in the cohort that meet the measure (Numerator)



The cohort being reported on (Denominator)



Your focus; what to make sure to do




Where to find the information relevant to each benchmark in the MIS

Benchmark 1: Preterm Birth


Domain: Improvements in maternal, newborn, and child health

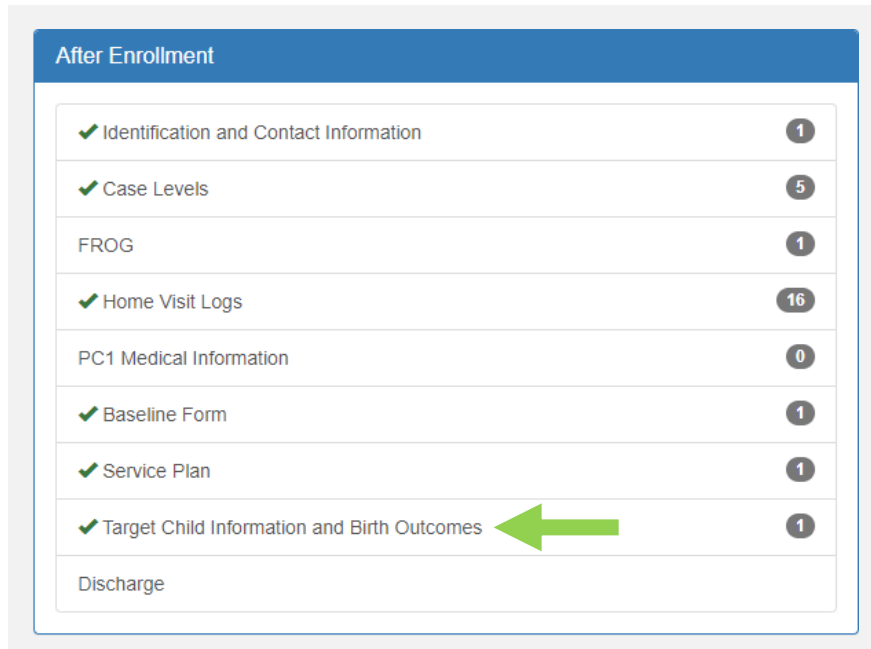
Systems
Outcome

 **Definition:** Percent of children (among mothers who enrolled in home visiting prenatally before 37 weeks) who are born preterm following program enrollment (note: lower is better).

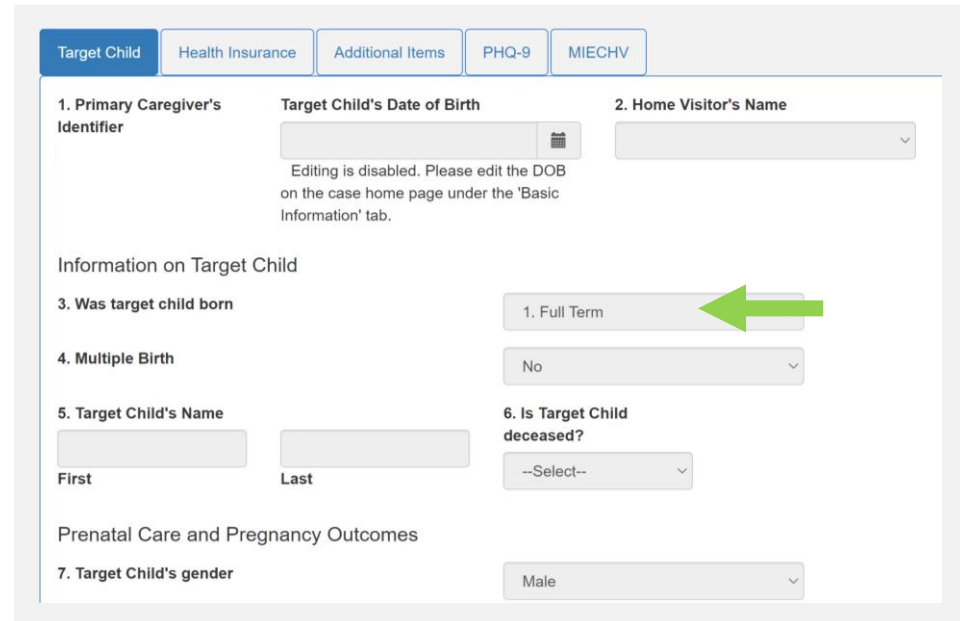
 **Cases that meet measure (Numerator):** # of children born who were premature (born before 37 weeks of gestation).

 **Total cohort (Denominator):** # of children who were born to mothers enrolled prenatally before 37 weeks.

 **Your Focus:** Make sure to record the birth term.



After Enrollment	
✓ Identification and Contact Information	1
✓ Case Levels	5
FROG	1
✓ Home Visit Logs	16
PC1 Medical Information	0
✓ Baseline Form	1
✓ Service Plan	1
✓ Target Child Information and Birth Outcomes	1
Discharge	



Target Child | Health Insurance | Additional Items | PHQ-9 | MIECHV

1. Primary Caregiver's Identifier | Target Child's Date of Birth | 2. Home Visitor's Name

Editing is disabled. Please edit the DOB on the case home page under the 'Basic Information' tab.

Information on Target Child

3. Was target child born | 1. Full Term

4. Multiple Birth | No

5. Target Child's Name | 6. Is Target Child deceased?

First | Last | --Select--

Prenatal Care and Pregnancy Outcomes

7. Target Child's gender | Male

Benchmark 1: Preterm Birth

Domain: Improvements in maternal, newborn, and child health

Systems
Outcome

🔍 [MIS Report | Match Quality Birth Outcomes | High](#)

[Report Notes](#) | Includes all TCs (*MIECHV: only PC1s enrolled before 37 weeks*); breaks out by trimester of enrollment

Birth Outcomes
Cohort: All children (TCs and Others) born in period with at least 1 Home Visit AFTER TC's birth (to potentially record birth outcome info).

Site Name: <--All--> Children born between: 1/1/2024 and 3/31/2024
FSS: Case Filters Used: <-- None -->

Selectable date range

Target Children (TC)		
	PC1s with a TC born in period	8
Denominator	TCs born in period	8
	TCs who were multiples	0 0%
	PC1s who received prenatal care	7 88%
Birth Term		
	Full Term TC's	8 100%
Numerator	Premature TC's	0 0% %
	Missing birth term	0 0%
Birth Weight		
	Normal birth weight	8 100%
	Low birth weight	0 0%
	Missing birth weight	0 0%

Excluded from MIECHV reporting

Benchmark 1: Preterm Birth

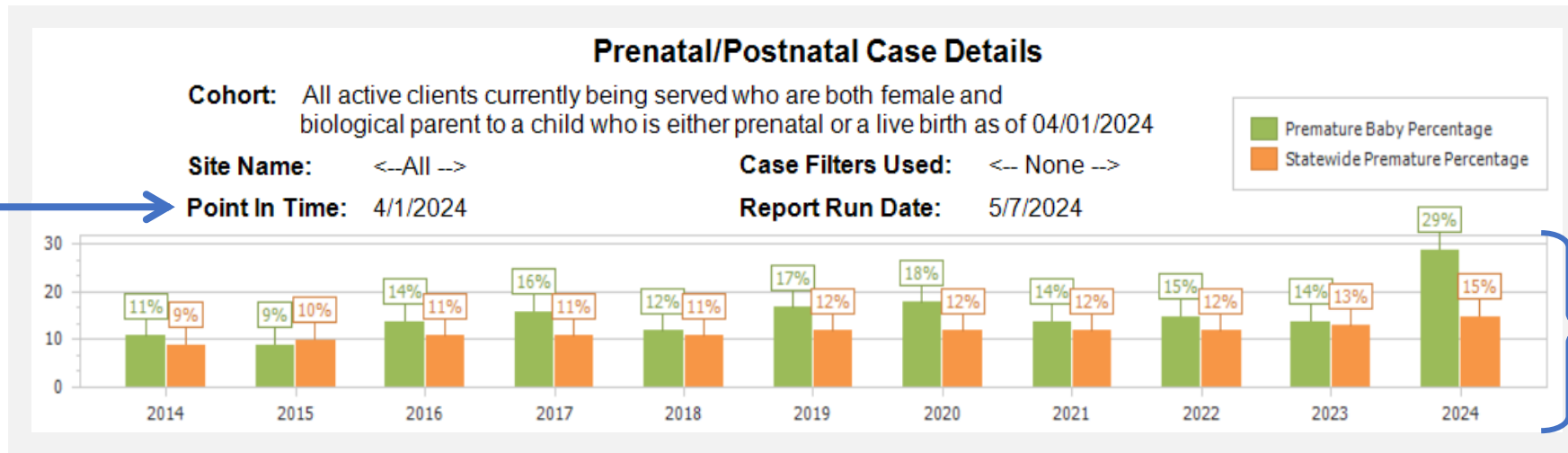
Domain: Improvements in maternal, newborn, and child health

Systems Outcome

🔍 MIS Report | Match Quality Prenatal/Postnatal Cases | Low

Report Notes | Provides a chart of premature births by year, but includes all TCs (*MIECHV: only PC1s enrolled before 37 weeks*); provides a list of PC1IDs of prenatal and postnatal cases with important birth outcomes data

Selectable point in time



Annual comparisons of premature births at site vs. all HFNY


Prenatal and postnatal cases are separated


Prenatal												
PC1ID	Target Child Expected Date Of Birth	Intake Date	Weeks Pregnant at Intake	PC1 Under 21 At Expected Date of Birth	PC1 FROG SCORE	Receiving Prenatal Care						
			34	No	16	Yes						
Postnatal												
PC1ID	Target Child Date Of Birth	Intake Date	Weeks Pregnant at Intake	Birth Weight	Fed Breast Milk	Birth Type	Gestational Age	Delivery Type	PC1 Under 21 At Birth	Multiple Birth	PC1 FROG Score	Received Prenatal Care
			30	6.69 lbs	Yes	Full Term	40	V	No	No	11	Yes
			27	3.13 lbs	No	Premature	30	C	No	Yes	18	Yes


Benchmark 2: Breastfeeding

Domain: Improvements in maternal, newborn, and child health

Systems
Outcome

 **Definition:** Percent of children (among mothers who enrolled in home visiting prenatally) who were breastfed any amount at 6 months of age.

 **Cases that meet measure (Numerator):** # of children aged 6-12 months (and enrolled prenatally) who were breastfed any amount at 6-month follow-up visit.

 **Total cohort (Denominator):** # of children who are 6-12 months (reached 6 months in the reporting period) and were enrolled prenatally who have had a 6- or 12-month follow-up visit.

 **Your Focus:** Have ongoing conversations with moms about breastfeeding.

Follow Up Form

Follow Up Date: 11/19/19 Follow Up Interval: 6 months Follow Up Completed In Window FSS:

PC1-Employment and Education PC1-Issues PC1-Services and Insurance PC1-Subsequent Pregnancies/ Birth Control PHQ-9 **TC** OBP PC2 Family

MIECHV

Breastfeeding (includes exclusive breastfeeding as well as any combination of breast milk, water, vitamins, formula, solid food, or other non-breast milk nutrition in the target child's diet.) Skip this question if 18 month follow-up or later.

TC-1. Was target child(ren) breastfed? Yes

TC-2. If yes, how long? --Select--

TC-4. Does Target Child(ren) have a Medical Provider?

TC-5. Is Target Child(ren) receiving Medicaid?

TC-6. Target Child(ren) Health Insurance (Check all that apply)

1. Less than 1 month
2. 1 month up to 2 months
3. 2 months up to 3 months
4. 3 months up to 6 months
5. 6 months up to 1 year
6. 1 year or greater

Benchmark 2: Breastfeeding

Domain: Improvements in maternal, newborn, and child health

Systems Outcome

🔍 MIS Report | Match Quality Quarterly Performance Targets: item PCI1a | High

Report Notes | Goes by PC1 not TC so multiple births not counted; includes all TCs (where PC1 is biomom) 6-15 months old who were enrolled prenatally (*MIECHV: TCs 6-12 months old where PC1 is biomom, enrolled prenatally, and has 6-month follow up*)

Selectable quarter or date range

Performance Targets				
Site: <--All -->	3rd Quarter:		01/01/24 - 03/31/24	
Case Filters used:	Contract:		07/01/23 - 06/30/24	
Parent Child Interaction Targets	Valid Cases			Total Cases
	Percentage who meet Performance Target	Number who meet Performance Target	Total Valid Cases	
PCI1a. Primary Care Taker 1 breast feeding 30% of PC1s who were enrolled pre-natally will breast feed their target children for at least 6 months from the birth of the child Cohort: Families that were enrolled pre-natally where target children are now 6 to 15 months of age	39%	12	31	36

MIECHV reporting cohort includes TCs aged 6-12 months (and enrolled prenatally)

% Numerator Denominator

List of PC1s not meeting the measure

Cases Not Meeting					
PT#	PC1ID / Full Name	Target Child DOB	Form Reason	Current Worker / Level @ Report End	Explanation
PCI1a		03/06/2023	1 year Follow Up	Level 3	
			No breast feeding		
PCI1a		08/23/2023	6 month Follow Up	Level 1	
			Breast fed < 6 months		


Invalid / Missing Cases						
PT#	PC1ID / Full Name	Target Child DOB	Form	Form Date	Reason	Current Worker / Level @ Report End
PCI1a		07/27/2023	6 month Follow Up		Form missing	Level CO


List of PC1s with invalid/missing data (excluded from measure)


Benchmark 3: Depression Screening

Domain: Improvements in maternal, newborn, and child health

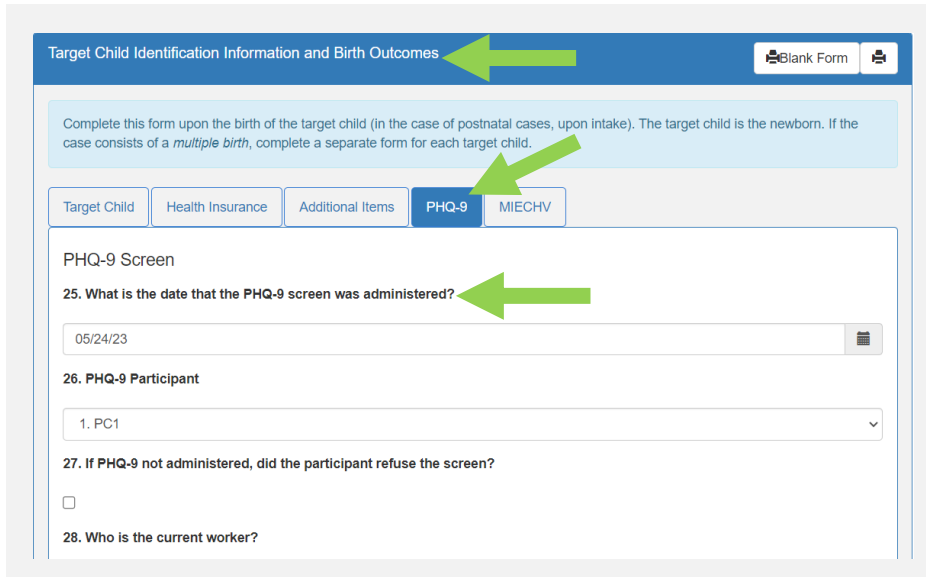
Performance Indicator

 **Definition:** Percent of primary caregivers (PC1s) enrolled in home visiting who are screened for depression using a validated tool (PHQ-9) within 3 months of enrollment (for those not enrolled prenatally) or within 3 months of delivery (for those enrolled prenatally).

 **Cases that meet measure (Numerator):** For those not enrolled prenatally, # of PC1s enrolled in home visiting who are screened for depression (PHQ-9) within the first 3 months since enrollment; for those enrolled prenatally, # of PC1s screened for depression (PHQ-9) within 3 months of delivery.

 **Total cohort (Denominator):** For those not enrolled prenatally, # of PC1s enrolled in home visiting for at least 3 months (reached within the reporting period); for those enrolled prenatally, # of PC1s enrolled in home visiting for at least 3 months post delivery (reached within the reporting period).

 **Your Focus:** Do the PHQ9 and record it!



Target Child Identification Information and Birth Outcomes

Complete this form upon the birth of the target child (in the case of postnatal cases, upon intake). The target child is the newborn. If the case consists of a *multiple birth*, complete a separate form for each target child.

PHQ-9 Screen

25. What is the date that the PHQ-9 screen was administered?

05/24/23

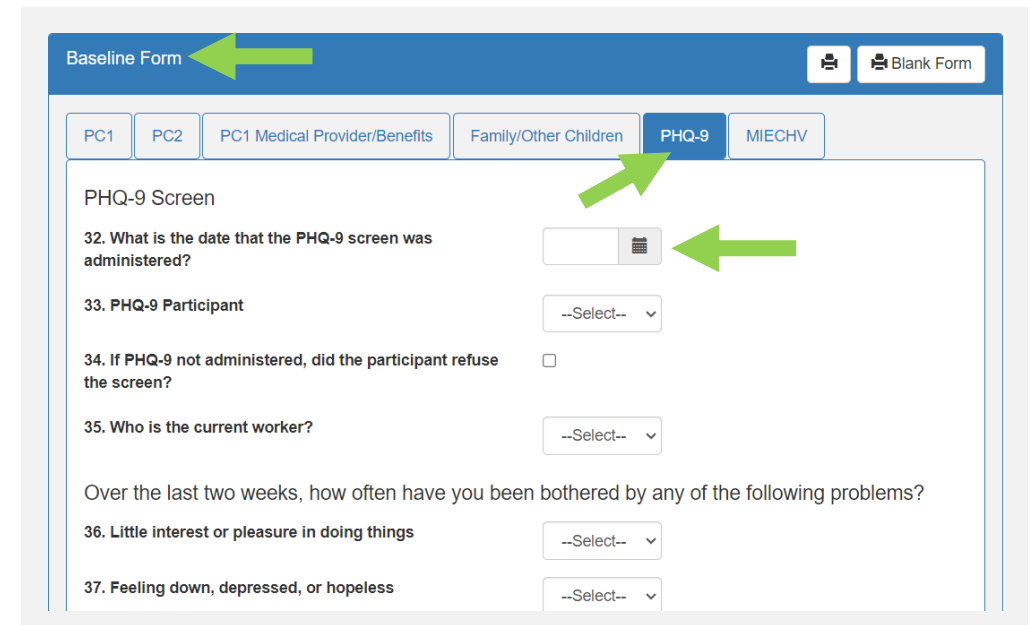
26. PHQ-9 Participant

1. PC1

27. If PHQ-9 not administered, did the participant refuse the screen?

28. Who is the current worker?

-OR-



Baseline Form

PC1 PC2 PC1 Medical Provider/Benefits Family/Other Children PHQ-9 MIECHV

PHQ-9 Screen

32. What is the date that the PHQ-9 screen was administered?

33. PHQ-9 Participant

--Select--

34. If PHQ-9 not administered, did the participant refuse the screen?

35. Who is the current worker?

--Select--

Over the last two weeks, how often have you been bothered by any of the following problems?

36. Little interest or pleasure in doing things

--Select--

37. Feeling down, depressed, or hopeless

--Select--

Benchmark 3: Depression Screening

Domain: Improvements in maternal, newborn, and child health

Performance Indicator

MIS Report | Match Quality 7-4.C Postnatal Administration of Depression (PHQ9) Screen | Medium-low

Report Notes | Excludes PC1s who refused all PHQ9s within 6 months of TC's DOB (*MIECHV counts these cases*); cohort includes cases that have been enrolled in the last 12 months as of the report's selected date (*MIECHV cohort: PC1s who reached 3 months post-delivery or post-enrollment during reporting period*)

Cohort includes prenatal and postnatal enrollees in the last 12 months as of the report's selected date

7-4.C Postnatal Administration of the PHQ9 Screen for 04/01/2024

Cohort: See the report documentation for the cohort description...

Site: <--All --> Case Filters used: <-- None -->

Scoring Criteria:

- 3 - At least 95% of cases in the cohort were screened at least once postnatally within 3 months.
- 2 - 80% - 94% of cases in the cohort were screened at least once postnatally within 3 months.
- 1 - Less than 80% of cases in the cohort were screened at least once postnatally within 3 months OR less than 100% of cases in the cohort were screened at least once postnatally within 6 months.

Current Performance:

# of Cases in Cohort	Numerator (%)	Screened within 6 Months
41	41 (100%)	41 (100%)

Denominator

Worker:

PC1ID	Current Level	TC DOB	Intake Date	PHQ Date	Screened within 3 Months?	Screened within 6 Months?
	Level CO-term	04/11/2023	04/28/2023	04/28/2023	Yes	Yes

Supervisor:

Selectable point in time


List of PC1s and PHQ screening details


Prenatal enrollees: within 3 months of TC's DOB
Postnatal enrollees: within 3 months of enrollment (same as MIECHV reporting)

Benchmark 4: Well-Child Visit

Domain: Improvements in maternal, newborn, and child health

Performance Indicator


 **Definition:** Percent of children enrolled in home visiting who received the last recommended visit based on the American Academy of Pediatrics (AAP) schedule.

 **Cases that meet measure (Numerator):** # of children enrolled in home visiting (at least 8 days old) who received the last recommended well child visit based on the AAP schedule.


 **Total cohort (Denominator):** # of children enrolled in home visiting aged 8 days or older at last home visit.

 **Your Focus:** Have conversations with PC1 about getting well-child visits on time; record them when they happen.

Post Target Child ID


✓ Target Child Medical Information 	41
Parenting Stress Index	0
✓ ASQ Score Sheet	2
✓ ASQ Social-Emotional Score Sheet	3
✓ Follow-Up	4
✓ CHEERS Check-Ins	3

TC Medical Record

 [+ New TC Medical](#)

TC Medical Record

Date Of Visit: 04/10/24 TC Name: TC Age: 36 Months

<h4>Immunizations</h4> <ul style="list-style-type: none"><input type="checkbox"/> Diphtheria Tetanus Pertussis<input type="checkbox"/> Haemophilus Influenza B<input type="checkbox"/> Pneumococcal Immunization<input type="checkbox"/> Polio Immunization<input type="checkbox"/> Measles-Mumps-Rubella<input type="checkbox"/> Hepatitis B	<h4>Other Events</h4> <ul style="list-style-type: none"><input checked="" type="checkbox"/> Well Baby Visit <input type="checkbox"/> Lead Screening<input type="checkbox"/> TC ED (Emergency Room Visit)<input type="checkbox"/> TC Urgent Care<input type="checkbox"/> TC Non Well Baby Doctor Visit
--	--

Benchmark 4: Well-Child Visit

Domain: Improvements in maternal, newborn, and child health

Performance Indicator

MIS Report | Match Quality MIECHV Well Child Visits (Benchmark 4) Report | High

Report Notes | Assesses TCs aged 8 or more days with at least one home visit during the reporting period who received their last recommended well child visit based on the AAP schedule (*MIECHV: same requirements*)

MIECHV Well Child Visits (Benchmark 4) Report for 04/01/2023 - 06/30/2024 ← Selectable date range

Site: <--All --> Case Filters Used: <-- None -->

Summary

# of Target Children	# Meeting Standard	Numerator (%)
57	34 (60%)	

Denominator

Details

Current Worker: Supervisor:

PC1ID	Target Child	TC DOB	Last Home Visit Date in Period	TC Age as of Last Home Visit	Discharge Date	Discharge Reason
		03/22/2023	01/01/2024	0 Year(s) 9 Month(s) 10 Day(s)		

List of TCs and detailed well child visit information

AAP Schedule Visit Description	Due Between	Date of Matching Well Child Visit	Included in Summary?
6-7 month Well baby Visit	09/20/2023 - 10/21/2023		Yes
4-5 month Well baby Visit	07/21/2023 - 08/22/2023		No
2-3 month Well baby Visit	05/21/2023 - 06/22/2023	05/22/2023	No
2-4 week Well baby Visit	04/05/2023 - 04/19/2023		No
3-7 day Well Baby Visit	03/25/2023 - 03/29/2023	03/25/2023	No

Lists AAP schedule visits that were due between the intake date and the last home visit for the case in the period

Date of recorded well child visit that falls within "Due Between" range

Only the most recent visit is included in the summary

Benchmark 4: Well-Child Visit

Domain: Improvements in maternal, newborn, and child health

Performance Indicator

MIS Report | Match Quality Quarterly Performance Targets: items HD5, HD6 | Low

Report Notes | HD5 assesses TCs aged 15-21 months with at least 5 well-baby visits; HD6 assesses TCs aged 27-33 months with at least 2 well-baby visits (*MIECHV: TCs 8 days or older at last home visit with last recommended well-baby visit*)

Selectable quarter or date range

Performance Targets				
Site: <--All -->	3rd Quarter:		01/01/24 - 03/31/24	
Case Filters used:	Contract:		07/01/23 - 06/30/24	
Health and Development Targets	Valid Cases			Total Cases
	Percentage who meet Performance Target	Number who meet Performance Target	Total Valid Cases	
HD5. Target Child Well Baby Medical Provider Visits by 15 months At least 90% of Target children will have at least 5 well baby visits by 15 months of age. Cohort: Target children 15 months to 21 months of age	98%	44	45	45
HD6. Target Child Well Baby Medical Provider Visits by 27 months At least 90% of Target children will have 2 well baby visits between 15 and 27 months of age. Cohort: Target children 27 months to 33 months of age	93%	27	29	29

MIECHV reporting cohort includes TCs aged 8 days or older at last home visit and assesses whether TC received last recommend well-baby visit

% Numerator Denominator

List of PC1s not meeting the measures

Cases Not Meeting					
PT#	PC1ID / Full Name	Target Child DOB	Form Reason	Current Worker / Level @ Report End	Explanation
HD5		10/24/2022	TC Medical	Level CO	
			Missing Well Baby Visits		
HD6		09/10/2021	TC Medical	Level CO	
			Missing Well Baby Visits		

Invalid / Missing Cases


PT#	PC1ID / Full Name	Target Child DOB	Form	Form Date	Reason	Current Worker / Level @ Report End
HD6		09/16/2021	TC Medical		Form not reviewed by supervisor	Diana Mejia
						Level 3


List of PC1s with invalid/missing data (excluded from measures)


Benchmark 5: Postpartum Care


Domain: Improvements in maternal, newborn, and child health

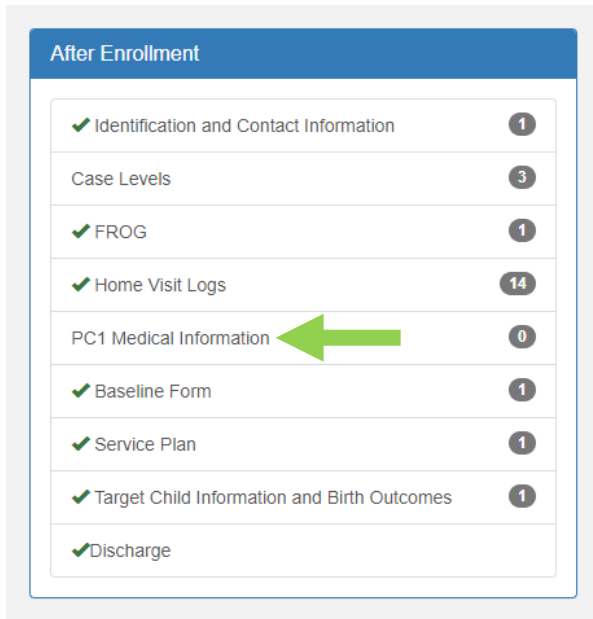
Performance Indicator

 **Definition:** Percent of mothers enrolled in home visiting prenatally (or within 30 days after delivery) who received a postpartum visit with a healthcare provider within 8 weeks (56 days) of delivery.

 **Cases that meet measure (Numerator):** # of mothers enrolled in home visiting prenatally (or within 30 days after delivery) who received a postpartum visit with a healthcare provider within 8 weeks (56 days) of delivery.

 **Total cohort (Denominator):** # of mothers who enrolled in home visiting prenatally (or within 30 days after delivery) and remained enrolled for at least 8 weeks (56 days) after delivery (reached in the reporting period).

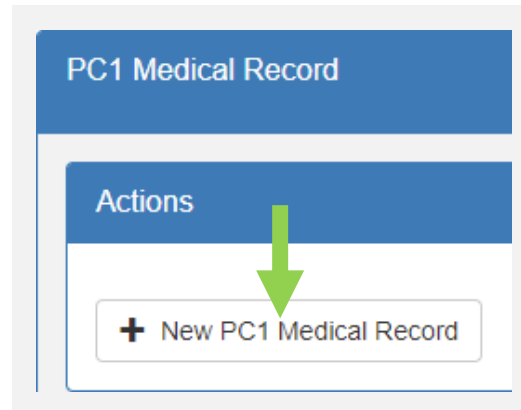
 **Your Focus:** Have conversations with moms about getting a postpartum visit; record it when it happens.



After Enrollment

✓ Identification and Contact Information	1
Case Levels	3
✓ FROG	1
✓ Home Visit Logs	14
PC1 Medical Information	0
✓ Baseline Form	1
✓ Service Plan	1
✓ Target Child Information and Birth Outcomes	1
✓ Discharge	

A green arrow points to the 'PC1 Medical Information' row.

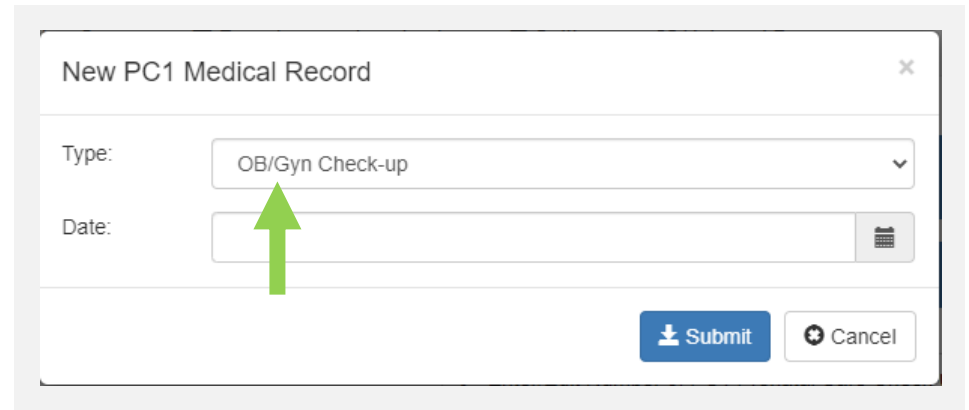


PC1 Medical Record

Actions

+ New PC1 Medical Record

A green arrow points down to the '+ New PC1 Medical Record' button.



New PC1 Medical Record

Type: OB/Gyn Check-up

Date:

Submit Cancel

A green arrow points up to the Date field.

Benchmark 5: Postpartum Care

Domain: Improvements in maternal, newborn, and child health

Performance Indicator

MIS Report | Match Quality PC1 Medical Record Analysis (Recent) | Medium-high

Report Notes | Cohort includes all recently enrolled PC1s (non-discharged) with an intake date between three months before the report start date up until the end date of the report (*MIECHV cohort: PC1s who reached 56 days post-delivery in reporting period*)

PC1 Medical Record Analysis (Recent Enrollees)

Cohort: All cases that have an Intake that is dated between 02/01/2024 and 07/31/2024 that have not been discharged as of 07/31/2024. For details about eligibility and meeting, please see the report documentation.

Site Name: <--All --> **Case Filters Used:** <-- None -->

Recommended Record Summary

Total Cases:	Recommended Record	Eligible	Not Eligible	Eligible & Meeting	Eligible & Not Meeting
24	1-56 Days Postpartum OBGYN Visit	14 (58%)	10 (42%)	3 (21%)	11 (79%)

Selectable end date →

Intake date range: three months before start date – selectable start date

Denominator Numerator (%)

Recommended Record Details

Worker: **Supervisor:**

PC1ID	TCDOB	Intake Date	Recommended Record	Eligible?	Meeting?	Matching PC1 Medical Record
	07/01/2024	07/16/2024	1-56 Days Postpartum OBGYN Visit	Yes	No	
	05/22/2024	06/20/2024	1-56 Days Postpartum OBGYN Visit	Yes	Yes	OB-Gyn Check-up (06/04/2024)


List of PC1IDs and postpartum visit details →


If PC1 is meeting the requirements, date of postpartum visit will be displayed


Benchmark 6: Tobacco Cessation Referrals


Domain: Improvements in maternal, newborn, and child health

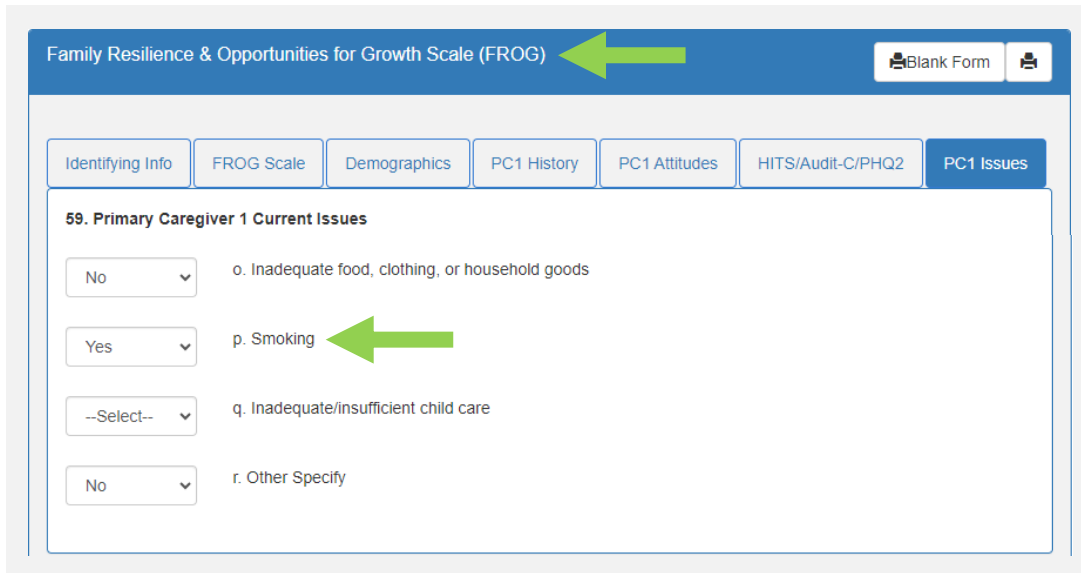
Performance Indicator

 **Definition:** Percent of primary caregivers (PC1s) who reported using tobacco or cigarettes at enrollment and were referred to tobacco cessation counseling or services within 3 months of enrollment.


 **Cases that meet measure (Numerator):** # of PC1s who reported using tobacco or cigarettes at enrollment and were referred to tobacco cessation counseling or services within 3 months of enrollment.

 **Total cohort (Denominator):** # of PC1s who reported using tobacco or cigarettes at enrollment and were enrolled for at least 3 months (reached within the reporting period).

 **Your Focus:** Ask about tobacco use at enrollment and make the referral if necessary; record the referral.




Family Resilience & Opportunities for Growth Scale (FROG) 

Blank Form 

Identifying Info FROG Scale Demographics PC1 History PC1 Attitudes HITS/Audit-C/PHQ2 PC1 Issues

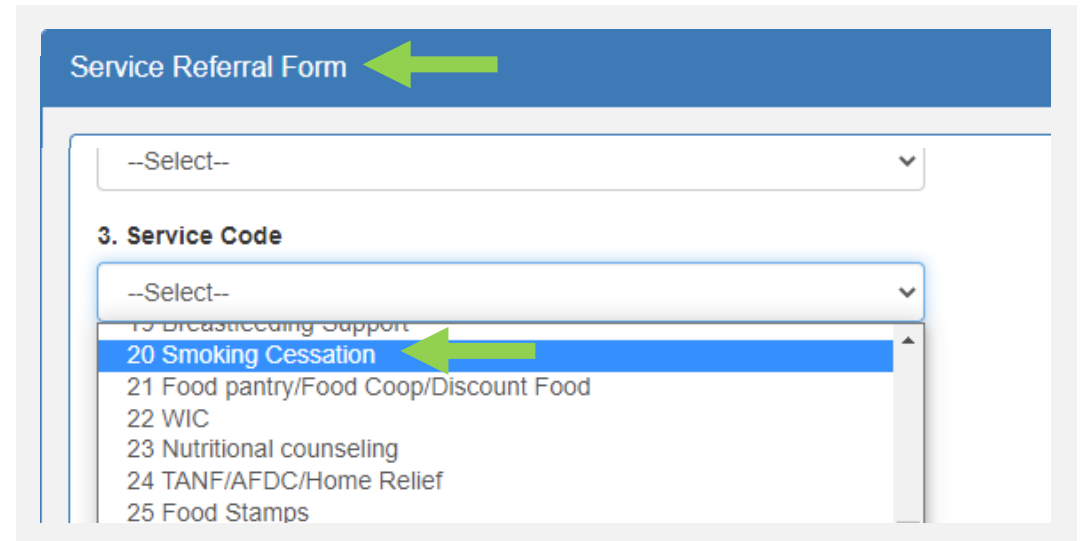
59. Primary Caregiver 1 Current Issues


No o. Inadequate food, clothing, or household goods

Yes p. Smoking 

--Select-- q. Inadequate/insufficient child care

No r. Other Specify




Service Referral Form 

--Select--

3. Service Code

--Select--

19 Breastfeeding Support

20 Smoking Cessation 

21 Food pantry/Food Coop/Discount Food

22 WIC

23 Nutritional counseling

24 TANF/AFDC/Home Relief

25 Food Stamps

Benchmark 6: Tobacco Cessation Referrals

Domain: Improvements in maternal, newborn, and child health

Performance Indicator

🔍 MIS Report | Match Quality Count of Service Referrals by Code | Low

Report Notes | Counts the # of smoking cessation referrals (service code: 20) in a given period (category will not appear on report if no corresponding referrals were given in the period), but does not have a denominator of PC1 biomoms who reported this as an issue; has no timeframe (*MIECHV cohort: PC1s who have been enrolled for at least 3 months who indicated smoking was an issue at intake*)

Selectable date range

Count of Service Referrals by Code
From 1/1/2024 To 3/31/2024
Case Filters used: <-- None -->

Worker: All Workers
Service Category: Health Care (HC)

Service Code	# of Referrals
01-Adult primary care	1
02-Child primary care	1
07-Early Intervention (EIP)	6
09-Immunization	1
11-Prenatal care	4
17-Developmental screening & services	3
18-Other health service	3
19-Breastfeeding Support	5
20-Smoking Cessation	2
<hr/>	
Total for (HC)..	26

Numerator

Note: no denominator of PC1s who reported smoking as an issue

Benchmark 6: Tobacco Cessation Referrals

Domain: Improvements in maternal, newborn, and child health

Performance Indicator

MIS Report | Match Quality 6-4.C/D Use of Health and Safety and Safer Sleep Practice | Low

Report Notes | Assesses whether FSS provided information on health and safety practices, including smoking cessation within 1, 2, and 4 months of the first content visit, but doesn't provide information about referrals; requires a discussion about smoking cessation for all PC1 biomoms, not just those who smoke

Denominator →
Numerator (%) →

6-4.C/D Use of Health and Safety and Safer Sleep Practice									
Site: <--All -->		Case Filters used: <-- None -->							
		Within 1 Month	Within 2 Months	Within 4 Months					
Eligible Cases		44	31	13					
Cases Meeting Requirements		0 (0%)	4 (13%)	1 (8%)					
Cases Meeting Recommendations		0 (0%)	0 (0%)	0 (0%)					
Current Worker:					Supervisor:				
PC1ID	Intake Date	Discharge Date	First Content Visit	Meeting 1 Month Req	Meeting 2 Month Req	Meeting 4 Month Req	Meeting 1 Month Rec	Meeting 2 Month Rec	Meeting 4 Month Rec
	05/12/2023		07/20/2023	No. Missing: Shaken Baby Syndrome, Infant/Child Feeding, Nutrition, Breastfeeding, Smoking Cessation, Selection of Childcare Providers/Car etakers,	Yes	No. Missing: Dental and Oral Health,	No. Missing: Water Temperature, Pool and Tub Safety, Car Seat Safety,	No. Missing: Fire Safety, Firearm Safety,	No. Missing: Medications, Cleaning Products, Emerging Ability to Roll Over,

If not meeting, lists missing items →


Cohort includes cases with...


- Intake date ≤ report end date and ≥ 2/1/22 (date policy went into effect)
- Prenatal or less than 1 year as of the intake date and report end date
- First content visit ≤ report end date and ≥ 7/15/23
- No level CO between first content visit and four months after first content visit
- Non-discharged or discharge > report start date

Benchmark 7: Safe Sleep

Domain: Prevention of child injuries, child abuse, neglect, or maltreatment and reductions of ER visits

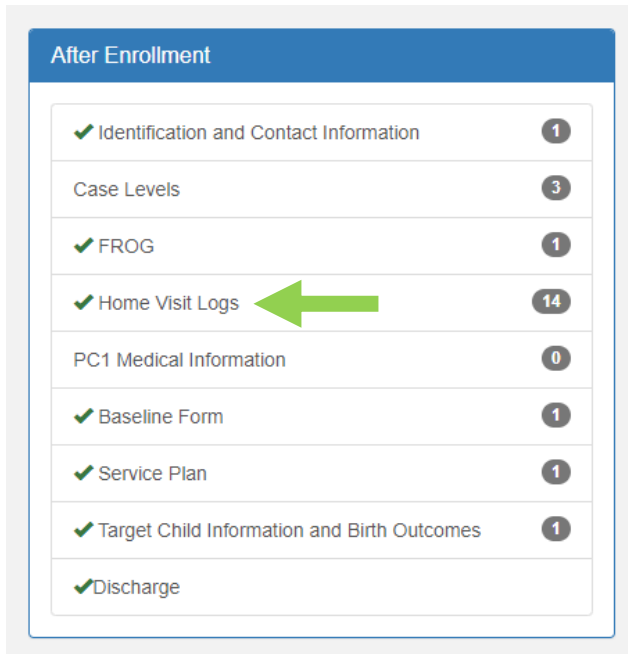
Performance Indicator

 **Definition:** Percent of children enrolled in home visiting that are always placed to sleep on their backs, without bed-sharing or soft bedding.

 **Cases that meet measure (Numerator):** # children (aged less than 1 year) enrolled in home visiting that are always placed to sleep on their backs, without bed-sharing or soft bedding.

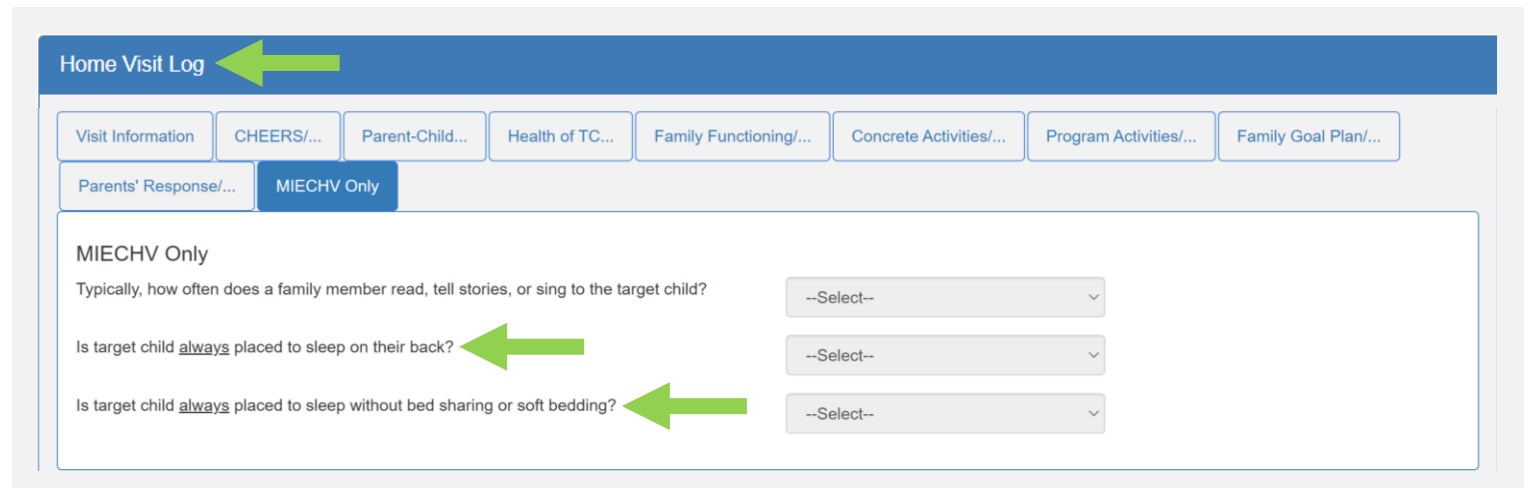
 **Total cohort (Denominator):** # of children enrolled in home visiting who are aged less than 1 year.

 **Your Focus:** Have ongoing discussions with PC1s about safe sleep practices.



After Enrollment

✓ Identification and Contact Information	1
Case Levels	3
✓ FROG	1
✓ Home Visit Logs	14
PC1 Medical Information	0
✓ Baseline Form	1
✓ Service Plan	1
✓ Target Child Information and Birth Outcomes	1
✓ Discharge	



Home Visit Log

Visit Information | CHEERS/... | Parent-Child... | Health of TC... | Family Functioning/... | Concrete Activities/... | Program Activities/... | Family Goal Plan/...

Parents' Response/... | MIECHV Only

MIECHV Only

Typically, how often does a family member read, tell stories, or sing to the target child? --Select--

Is target child always placed to sleep on their back? --Select--

Is target child always placed to sleep without bed sharing or soft bedding? --Select--

Benchmark 7: Safe Sleep

Domain: Prevention of child injuries, child abuse, neglect, or maltreatment and reductions of ER visits

Performance Indicator

🔍 MIS Report | Match Quality Summary of Home Visit Log Activities | Medium-low

Report Notes | Shows the % of postnatal home visit logs where safe sleep items were met (*MIECHV: % of TCs with affirmative answers*); not limited by TC age (*MIECHV cohort: TCs who are less than one year*)

Denominator is the # of postnatal home visits during the period (MIECHV reporting: # of TCs aged less than 1 year)

Summary Of Home Visit Log Activities			
Site: <--All -->		Case Filters used: <-- None -->	
From 1/1/2024 To 3/31/2024			
Percentage of time these activities were engaged in during all completed home visits (* - Postnatal visits only)			
Parents or Other Caregiver	15	MIECHV Only	
Medical/Prenatal Appointment(s)	15	Family member reads/sings/tells stories to the target child (*)	87
ER visit(s)	0	Every day of the week (MIECHV target)	21
Health Care Activities	50	Most days of the week	27
Provide general health information	31	Several days of the week	32
Provide child health information	28	Not at all	7
Provide info on health providers	5	Unknown	13
Provide dental health information	6	Is target child always placed to sleep on their back? (*)	33
Provide advocacy/support, medical	2	Yes	33
Provide info on prenatal/postnatal care	2	No	1
Provide labor/delivery info/support	2	Unknown	67
Provide breast feeding info/support	3	Is target child always placed to sleep without bed sharing or soft bedding? (*)	33
Provide infant/child feeding	3	Yes	32
Provide nutrition/food prep. info	7	No	1
Provide family planning info.	10	Unknown	67
Provide safe sex/STD info.	6	MIECHV Safe Sleep Measure (Performance Measure 7) (*)	32
Provide FASD information	0		
Provide info/equip. on child safety	16		
Provide info on smoking cessation	1		
Provide SIDS/Safe Sleep info	3		
Provide prenatal smoking/SA info	0		
Provide water temp safety info	0		


Selectable date range


% of postnatal home visits where TC is recorded as always placed to sleep on back + always placed to sleep without bed sharing or soft bedding


Benchmark 8: Child Injury

Domain: Prevention of child injuries, child abuse, neglect, or maltreatment and reductions of ER visits

Systems
Outcome

 **Definition:** Rate of injury-related visits to the Emergency Department (ED) during the reporting period among enrolled children (note: lower is better).

 **Cases that meet measure (Numerator):** # of parent-reported nonfatal injury-related visits to the ED during the reporting period among children enrolled in home visiting.

 **Total cohort (Denominator):** # of children enrolled in home visiting.

 **Your Focus:** Record date and reason for Emergency Department visits due to accident or injury (choices 1 to 16 in dropdown).

Post Target Child ID

✓ Target Child Medical Information	←	41
Parenting Stress Index		0
✓ ASQ Score Sheet		2
✓ ASQ Social-Emotional Score Sheet		3
✓ Follow-Up		4
✓ CHEERS Check-Ins		3

TC Medical Record

Other Events

Well Baby Visit

Lead Screening

TC ED (Emergency Room Visit) ←

Select at least one Medical Reason for Emergency Room Visit

Medical Reason 1: --Select--

Medical Reason 2: --Select-- ←

Medical Reason 3: Accident/Injury

- 01. Animal bite, scratch, etc.
- 02. Bleeding/Cut/Stitches
- 03. Bruising
- 04. Burn
- 05. Caught finger

TC Urgent Care

TC Non Well Baby Visit

Benchmark 8: Child Injury

Domain: Prevention of child injuries, child abuse, neglect, or maltreatment and reductions of ER visits

Systems Outcome

🔍 MIS Report | Match Quality Summary of Home Visit Log Activities | Medium-low

Report Notes | Shows % of home visit logs where an ED visit for TC was recorded (*MIECHV: rate of ED visits among TCs*)

Denominator is the # of postnatal home visits during the period (MIECHV reporting: # of TCs)

Summary Of Home Visit Log Activities	
From 1/1/2024 To 3/31/2024	
Site: <--All -->	Case Filters used: <-- None -->
Percentage of time these activities were engaged in during all completed home visits (* - Postnatal visits only)	
Curriculum used - Primary	73
Growing Great Kids GGK P36	7
Growing Great Kids for Preschoolers	3
Partners for a Healthy Baby by Florida State University	65
Parents as Teachers Foundational 1 (P36)	0
Parents as Teachers Foundational 2 (Ages 3-6)	0
Healthy Babies, Healthy Families: San Angelo	0
Curriculum used - Approved Supplemental	0
Baby Talk	0
Just In Time	0
Growing Great Families	1
Growing Great Kids: Play With Me!	0
Health of TC and Parents	18
Target Child (*)	18
Medical/well-baby appointments	16
Immunizations	7
ER visit(s)	2
Concrete Activities/Referrals	23
Concrete Activities	23
Provide/arrange transportation	0
Provide/arrange household goods	4
Address legal needs	4
Provide info/assist with housing	4
Provide advocacy	3
Translation	0
Discuss child support issues	2
Discuss visitation issues	10
Discuss parental rights issues	6





Selectable date range

% of postnatal home visits where an ED visit for TC was recorded

Benchmark 9: Child Maltreatment

Domain: Prevention of child injuries, child abuse, neglect, or maltreatment and reductions of ER visits

Systems
Outcome

-  **Definition:** Percent of children enrolled in home visiting with at least 1 investigated case of maltreatment following enrollment within the reporting period (note: lower is better).
-  **Cases that meet measure (Numerator):** # of children enrolled in home visiting with at least 1 investigated case of maltreatment following enrollment within the reporting period.
-  **Total cohort (Denominator):** # of children enrolled in home visiting.
-  **Your Focus:** HFNY's focus is always to prevent child abuse, neglect, or maltreatment.

OCFS Pulls this data annually from CONNECTIONS, it is not in MIS

Benchmark 9: Child Maltreatment

Domain: Prevention of child injuries, child abuse, neglect, or maltreatment and reductions of ER visits

Systems
Outcome

🔍 [MIS Report | Match Quality](#) **Active Participant Roster** | Low

[Report Notes](#) | Lists PC1IDs and TCs referred by the HFNY program to the Statewide Central Register (SCR) in the last 12 months

No selectable date;
uses current date



Active Participant Roster - as of 5/9/2024

Site: <--All -->

Case Filters Used: <-- None -->

Give to Peer Review Team a few days before the Site Visit or at the time of the participant file review.

Worker:

Supervisor:

Family Case ID	TC DOB	Enrollment Date	Level	Length in Program	Developmental Delay?	SCR in Last 12 Months?	Family Enrolled in CWP?	Elevated Depression Screen?
	12/20/2021	06/01/2021	Level CO	2 Years, 11 Months, 8 Days				





Data comes from "Date that HFNY Program called SCR hotline" field on the supervision form; if yes, date is included; if no, response is blank

Benchmark 10: Parent-Child Interaction

Domain: Improvements in school readiness, child academic achievement

Performance Indicator



 **Definition:** Percent of primary caregivers (PC1s) enrolled in home visiting who receive an observation of caregiver-child interaction by the home visitor using a validated tool (CHEERS Check-In Tool).


 **Cases that meet measure (Numerator):** # of PC1s enrolled in home visiting who received an observation of caregiver-child interaction by the home visitor in the past year using a validated tool (CHEERS Check-In Tool).

 **Total cohort (Denominator):** # of PC1s enrolled in home visiting with children reaching the target age range (6 to 60 months).

 **Your Focus:** Do the CHEERS Check In!

Post Target Child ID	
✓ Target Child Medical Information	41
Parenting Stress Index	0
✓ ASQ Score Sheet	2
✓ ASQ Social-Emotional Score Sheet	3
✓ Follow-Up	4
✓ CHEERS Check-Ins	3

CHEERS Check-In Tool  

Date of Observation: 03/07/24 

FSS Name:

Target Child:

Interval: 4-6 month CHEERS Che

Observed Adult: 1. PC1

Observed adult declined to be observed

Cues: Responding to Cues

Recognizes and responds to cues in a sensitive manner

C1: The parent responds promptly to the child's signals and cues

C2: The parent responds appropriately to the child's signals and cues

Parent responds consistently and immediately to child's...

Parent responds sensitively and appropriately to child's...

Holding and Touching

Touches, holds child in close, nurturing, and gentle manner

HT1: The parent initiates physical contact with the child

HT2: The parent engages in gently holding and touching

HT3: The parent shows physical affection (e.g., hugs or kisses)

Parent frequently...

Parent hugs or kisses the...

Benchmark 10: Parent-Child Interaction

Domain: Improvements in school readiness, child academic achievement

Performance Indicator

MIS Report | Match Quality 6-3.D CHEERS Check-In Observations | Low

Report Notes | Includes TCs aged 12-48 months old (*MIECHV: TCs aged 6-60 months old*); looks for TCs to receive at least 2 CHEERS Check-Ins per year (*MIECHV: 1 per year*); excludes families who declined CHEERS Check-In

6-3.D CHEERS Check-In Tool Credentialing report

Cohort: All active families with a TC that is between 12 and 48 months old as of 1/1/2024.

Site: <--All -->

Case Filters used: <-- None -->

Calculation of Score	Overall	Recent Practice
	2 forms per year	1 form last 6 months
Count of TC's between 12 and 48 months old:	152	152
Count of TC's meeting standard:	152	83
% of TC's meeting standard:	100%	56%
	Score: 3	

Denominator
Numerator
%

Selectable start date

List of TCs and CCI details

"Meets all: 'Yes'" = "Meets?" column for each year has "yes" or "Pre-BPS8"

Year	Meets? Pre-BPS8	CCI Interval	Date Completed	Declined?	Age of TC
0	Pre-BPS8	4-6	9/24/2021	No	5 months
1	Pre-BPS8	8-10	4/20/2022	No	12 months
		16-18	11/10/2022	No	19 months
		20-22	12/20/2022	No	20 months

Current Worker:

Supervisor:

TC Name:
Intake Date: 07/27/2021

TC DOB: 04/11/2021 (33m)

Gestational Age: 26

Meets all: Yes
Meets RP: Yes


Scoring Legend (BPS 8th ed.)


- 3 = At least 90% of TCs (aged at least 12 months) receive at least 2 CHEERS Check-Ins per year until TC is 3 years old.
- 2 = While past instances of less than 90% of TCs receiving 2 CHEERS Check-Ins per year have occurred, in the last 6 months, at least 90% of TCs have had 1 CCI screen completed.
- 1 = Less than 90% of families (with TCs aged at least 8 months) received at least 2 CHEERS Check-In per year until TC is 3 years old.


Benchmark 11: Early Language & Literacy Activities

Domain: Improvements in school readiness, child academic achievement

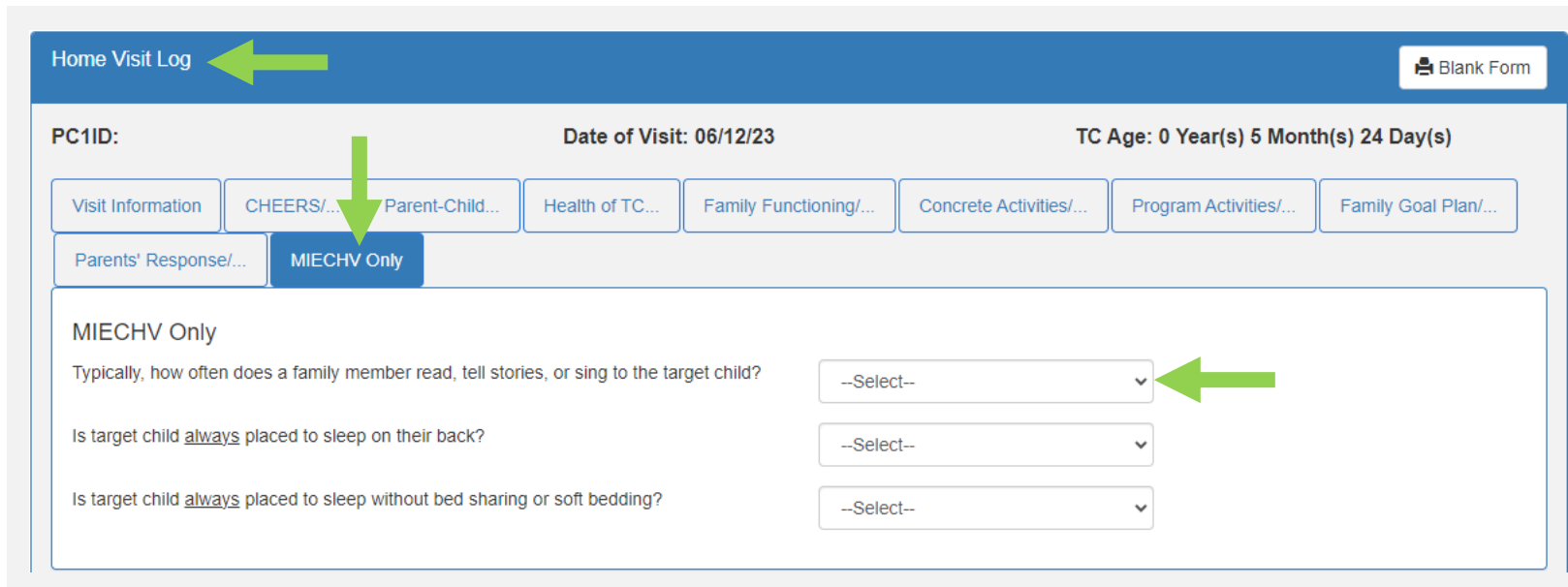
Performance Indicator

 **Definition:** Percent of children enrolled in home visiting with a family member who reported that during a typical week s/he read, told stories, and/or sang songs with their child daily.

 **Cases that meet measure (Numerator):** # of children enrolled in home visiting with a family member who reported that during a typical week s/he read, told stories, and/or sang songs with their child daily, every day.

 **Total cohort (Denominator):** # of children enrolled in home visiting.

 **Your Focus:** Have ongoing discussions about the importance of these activities; record it in the HV Log section below.



The screenshot shows a web-based form titled "Home Visit Log". At the top left, the text "Home Visit Log" is displayed with a green arrow pointing to it. At the top right, there is a "Blank Form" button. Below the header, the form contains several fields: "PC1ID:", "Date of Visit: 06/12/23", and "TC Age: 0 Year(s) 5 Month(s) 24 Day(s)". A row of tabs is visible, including "Visit Information", "CHEERS/Parent-Child...", "Health of TC...", "Family Functioning/...", "Concrete Activities/...", "Program Activities/...", and "Family Goal Plan/...". A green arrow points to the "CHEERS/Parent-Child..." tab. Below the tabs, there are two more tabs: "Parents' Response/..." and "MIECHV Only", with a green arrow pointing to the "MIECHV Only" tab. The "MIECHV Only" section contains three questions, each with a dropdown menu:

- Typically, how often does a family member read, tell stories, or sing to the target child? (Dropdown menu: --Select--)
- Is target child always placed to sleep on their back? (Dropdown menu: --Select--)
- Is target child always placed to sleep without bed sharing or soft bedding? (Dropdown menu: --Select--)

A green arrow points to the first dropdown menu.

Benchmark 11: Early Language & Literacy Activities

Domain: Improvements in school readiness, child academic achievement

Performance Indicator

🔍 MIS Report | Match Quality Summary of Home Visit Log Activities | Medium-low

Report Notes | Shows % of postnatal home visits where FSS recorded that a family member read/sang/told stories to TC every day of the week (MIECHV: % of TCs who were read to, told stories, or sung to as of last home visit in period)

Denominator is the # of postnatal home visits during the period (vs. MIECHV reporting: # of TCs)

Summary Of Home Visit Log Activities		
From 1/1/2024 To 3/31/2024		
Site: <--All -->	Case Filters used: <-- None -->	
Percentage of time these activities were engaged in during all completed home visits (* - Postnatal visits only)		
Parents or Other Caregiver	15	MIECHV Only
Medical/Prenatal Appointment(s)	15	Family member reads/sings/tells stories to the target child (*)
ER visit(s)	0	87
		Every day of the week (MIECHV target) 21
Health Care Activities	50	Most days of the week 27
Provide general health information	31	Several days of the week 32
Provide child health information	28	Not at all 7
Provide info on health providers	5	Unknown 13
Provide dental health information	6	
Provide advocacy/support, medical	2	Is target child always placed to sleep on their back? (*)
Provide info on prenatal/postnatal care	2	33
Provide labor/delivery info/support	2	Yes 33
Provide breast feeding info/support	3	No 1
Provide infant/child feeding	3	Unknown 67
Provide nutrition/food prep. info	7	
Provide family planning info.	10	Is target child always placed to sleep without bed sharing or soft bedding? (*)
Provide safe sex/STD info.	6	33
Provide FASD information	0	Yes 32
Provide info/equip. on child safety	16	No 1
Provide info on smoking cessation	1	Unknown 67
Provide SIDS/Safe Sleep info	3	
Provide prenatal smoking/SA info	0	MIECHV Safe Sleep Measure (Performance Measure 7) (*)
Provide water temp safety info	0	32


Selectable date range


% of postnatal home visits where it is reported that a family member read/sang/told stories to TC every day of the week


Benchmark 12: Developmental Screening

Domain: Improvements in school readiness, child academic achievement

Performance Indicator

 **Definition:** Percent of children enrolled in home visiting with a timely screen for developmental delays using a validated parent-completed tool (Ages & Stages Questionnaire, ASQ).

 **Cases that meet measure (Numerator):** # of children (aged 9-31 months) who had at least 1 age-appropriate ASQ in the past year.

 **Total cohort (Denominator):** # of children aged 9-31 months.

 **Your Focus:** Follow the recommended schedule for the ASQ.

Post Target Child ID

✓ Target Child Medical Information	41
Parenting Stress Index	0
✓ ASQ Score Sheet	2
✓ ASQ Social-Emotional Score Sheet	3
✓ Follow-Up	4
✓ CHEERS Check-Ins	3

+ New ASQ

Add New ASQ

ASQ Date:

Benchmark 12: Developmental Screening

Domain: Improvements in school readiness, child academic achievement

Performance Indicator

🔍 [MIS Report | Match Quality 6-5.B ASQ – Developmental Screening Summary and Details | Low](#)

Report Notes | Requires at least 2 ASQs per year up to age 3 and 1 ASQ per year after age 3 (*MIECHV: requires only 1 ASQ per year*)

Per worker and program total

6-5.B ASQ - Developmental Screening Summary for 01/01/2024

Site: <--All --> Case Filters used: <-- None -->

Standard: At least 2 developmental screens up to age 3 and 1 per year after. This is a threshold standard, meaning to be in adherence a minimum threshold has been established (90% in this case).

Worker	Total TC	Meets	Meets RP	Not Meets	EI
	15	11 (100%)	11 (100%)	0 (0%)	4 (27%)
Program Total	217	165 (95%)	165 (95%)	8 (5%)	40 (19%)

6-5.B ASQ - Developmental Screening Details for 01/01/2024

Site: <--All --> Case Filters used: <-- None -->

Overall Standard: At least 2 developmental screens up to age 3 and 1 per year after

Current Worker: TC Name: _____ Intake Date: 07/27/2021

Supervisor: TC DOB: 04/11/2021 (30m) Gestational Age: 26 Meets all: EI Meets RP: EI

Year	Meets? EI	ASQ Interval	Date Completed	Calculated age of TC at screening	Window	TC Receiving EI
06			Jan 18, 2022	6 months	In Window	Yes
08			Apr 18, 2022	9 months	In Window	Yes
09			May 18, 2022	10 months	In Window	Yes
10			Jun 1, 2022	11 months	In Window	Yes

Selectable start date

Meets: # (%) of non-EI TCs that meet the requirements for in window ASQ screens for ALL years included in the report.

Meets RP: # (%) of non-EI TCs that meet the requirements for in window ASQ screens for the most recent year included in the report.

EI: # (%) of total TCs who are marked as receiving early intervention (EI) services (excluded from "meets")

List of TCs and ASQ details

Benchmark 12: Developmental Screening

Domain: Improvements in school readiness, child academic achievement

Performance Indicator

MIS Report | Match Quality Quarterly Performance Targets: item HD7 | Low

Report Notes | Assesses % of TCs who score above cutoff on ASQ or are referred to services if delays detected (who did not previously score under cutoff on ASQ and are not receiving EI/DD services) (*MIECHV: % of TCs who are not already receiving services with an ASQ in past year*); cohort includes TCs aged 4 months and older (*MIECHV: TCs aged 9-31 months*)

Selectable quarter or date range

Performance Targets				
Site: <--All -->	3rd Quarter:		01/01/24 - 03/31/24	
Case Filters used:	Contract:		07/01/23 - 06/30/24	
Health and Development Targets	Valid Cases			Total Cases
	Percentage who meet Performance Target	Number who meet Performance Target	Total Valid Cases	
HD7. Age Appropriate Developmental level At least 98% of target children will demonstrate age appropriate developmental milestones on the Ages and Stages Questionnaire or be referred for further evaluations/services if delays are detected. Cohort: Target children 4 months and older	97%	117	121	122

MIECHV reporting cohort includes TCs aged 9-31 months and assesses whether TC received a timely ASQ screen

% Numerator Denominator

List of PC1s not meeting the measure

Cases Not Meeting					
PT#	PC1ID / Full Name	Target Child DOB	Form Reason	Current Worker / Level @ Report End	Explanation
HD7		09/16/2021	30 months Under cutoff scores without EIP referral	Level 3	


Invalid / Missing Cases						
PT#	PC1ID / Full Name	Target Child DOB	Form	Form Date	Reason	Current Worker / Level @ Report End
HD7		08/25/2023	6 months		Form missing	Level 1


List of PC1s with invalid/missing data (excluded from measure)

Benchmark 13: Behavioral Concerns


Domain: Improvements in school readiness, child academic achievement

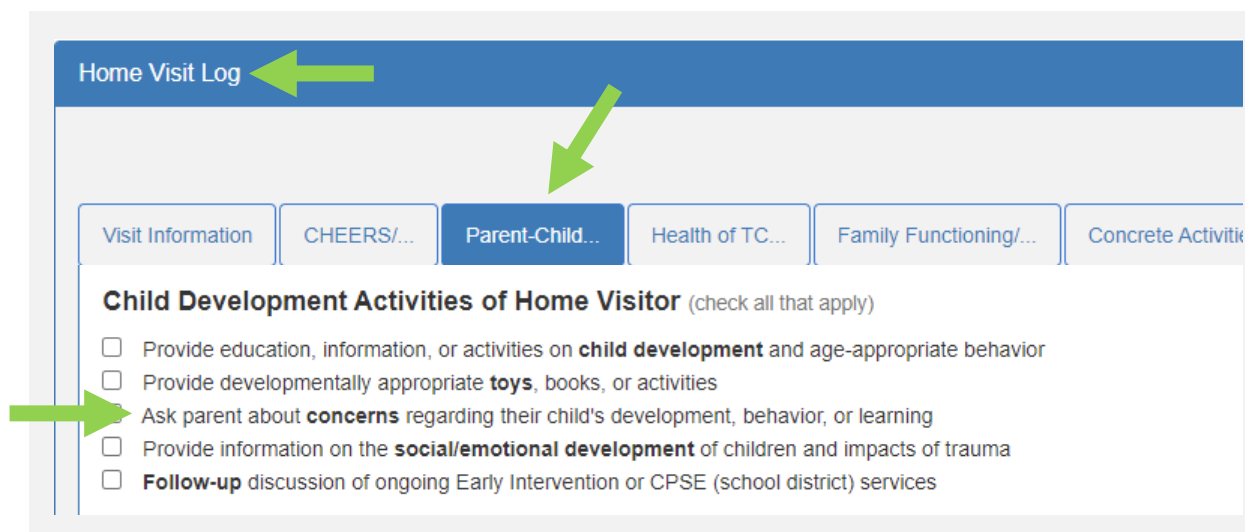
Performance
Indicator

 **Definition:** Percent of home visits where primary caregivers (PC1s) were **asked by the FSS** if they have any concerns regarding their child's development, behavior, or learning (even if they do not have concerns).

 **Cases that meet measure** (Numerator): # of postnatal home visits where PC1s enrolled in home visiting were **asked** if they have any concerns regarding their child's development, behavior, or learning.

 **Total cohort** (Denominator): # of postnatal home visits.

 **Your Focus:** Ask about behavioral concerns at every HV; record it in the HV Log section below.



Home Visit Log

Visit Information | CHEERS/... | **Parent-Child...** | Health of TC... | Family Functioning/... | Concrete Activiti...

Child Development Activities of Home Visitor (check all that apply)

- Provide education, information, or activities on **child development** and age-appropriate behavior
- Provide developmentally appropriate **toys**, books, or activities
- Ask parent about **concerns** regarding their child's development, behavior, or learning
- Provide information on the **social/emotional development** of children and impacts of trauma
- Follow-up** discussion of ongoing Early Intervention or CPSE (school district) services

Benchmark 13: Behavioral Concerns

Domain: Improvements in school readiness, child academic achievement

Performance Indicator

🔍 [MIS Report | Match Quality](#) **Summary of Home Visit Log Activities** | High

Report Notes | Includes the % of postnatal visits where FSSs asked PC1 about concerns regarding their child's development, behavior, or learning

Summary Of Home Visit Log Activities		
From 1/1/2024 To 3/31/2024		
Site: <--All -->	Case Filters used: <-- None -->	
Percentage of time these activities were engaged in during all completed home visits (* - Postnatal visits only)		
Parent-Child Interaction		
Parent/Child Interaction Activities	82	
Provide ed/modeling on interaction	24	
Provide ed/info on child management	13	
Discuss feelings about baby	75	
Provide support regarding stress	16	
Address infant basic care needs	59	
Discuss shaken baby syndrome	2	
View video "Portrait of a Promise"	0	
Provide info on technology effects	0	
Child Development Activities	53	
Provide ed/info on child development	38	
Provide devl. appropriate toys/books	30	
Provide info on social/emotional devl.	5	
Ask parent about devl. concerns (*)	45	
Follow-up on intervention services (*)	4	
		Teach, foster communication skills 1
		Discuss child protective issues 2
		Self Sufficiency 59
		Discuss home environment issues 5
		Teach how to use calendar 2
		Teach home management 1
		Teach to use public transportation 0
		Discuss child welfare and services 24
		Discuss employment options 45
		Teach money management 7
		Address needs for day-care 20
		Teach problem solving skills 9
		Discuss education/training options 4
		Teach job readiness, job seeking skills 1
		Crisis Intervention 1
		Help to resolve problems 1

Selectable date range


Denominator is the # of postnatal home visits during the period (same as MIECHV reporting)


% of postnatal home visits where home visitor asked parent about developmental concerns

Benchmark 14: Intimate Partner Violence Screening

Performance Indicator

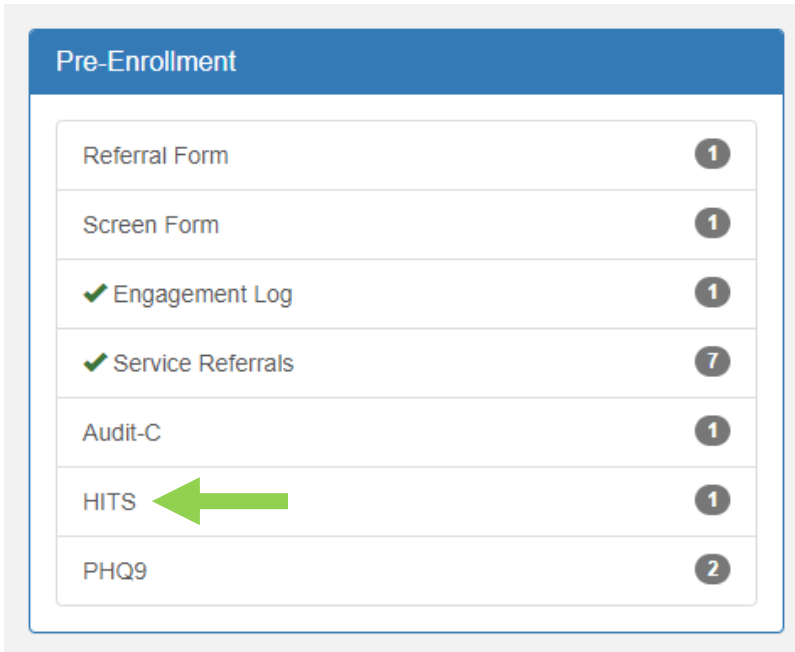
Domain: Reductions in crime or domestic violence

 **Definition:** Percent of primary caregivers (PC1s) enrolled in home visiting who are screened for intimate partner violence (IPV) within 6 months of enrollment using a validated tool (HITS).

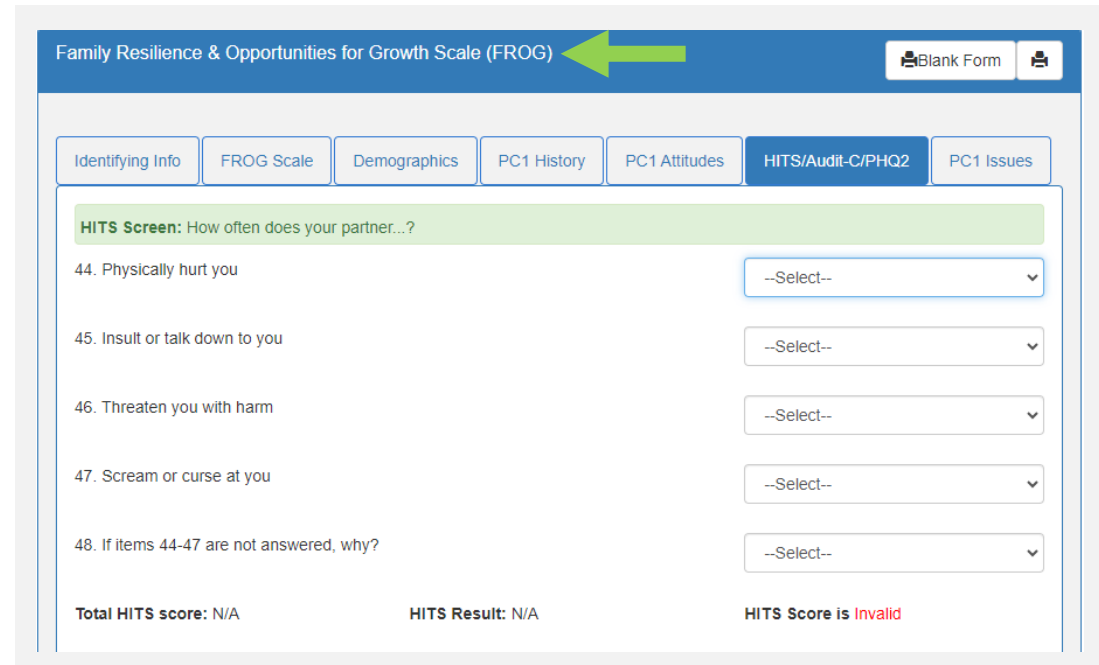
 **Cases that meet measure (Numerator):** # of PC1s enrolled in home visiting who are screened for IPV using a validated tool (HITS) within 6 months of enrollment.

 **Total cohort (Denominator):** # of PC1s enrolled in home visiting for at least 6 months (reached within the reporting period).

 **Your Focus:** Do the HITS screen and record it!



Pre-Enrollment	
Referral Form	1
Screen Form	1
✓ Engagement Log	1
✓ Service Referrals	7
Audit-C	1
HITS	1
PHQ9	2



Family Resilience & Opportunities for Growth Scale (FROG)

Identifying Info | FROG Scale | Demographics | PC1 History | PC1 Attitudes | HITS/Audit-C/PHQ2 | PC1 Issues

HITS Screen: How often does your partner...?

44. Physically hurt you --Select--

45. Insult or talk down to you --Select--

46. Threaten you with harm --Select--

47. Scream or curse at you --Select--

48. If items 44-47 are not answered, why? --Select--

Total HITS score: N/A HITS Result: N/A HITS Score is invalid




MIS Report | Match Quality None | N/A


Report Notes | N/A


Benchmark 15: Primary Caregiver Education


Domain: Improvements in family economic self-sufficiency

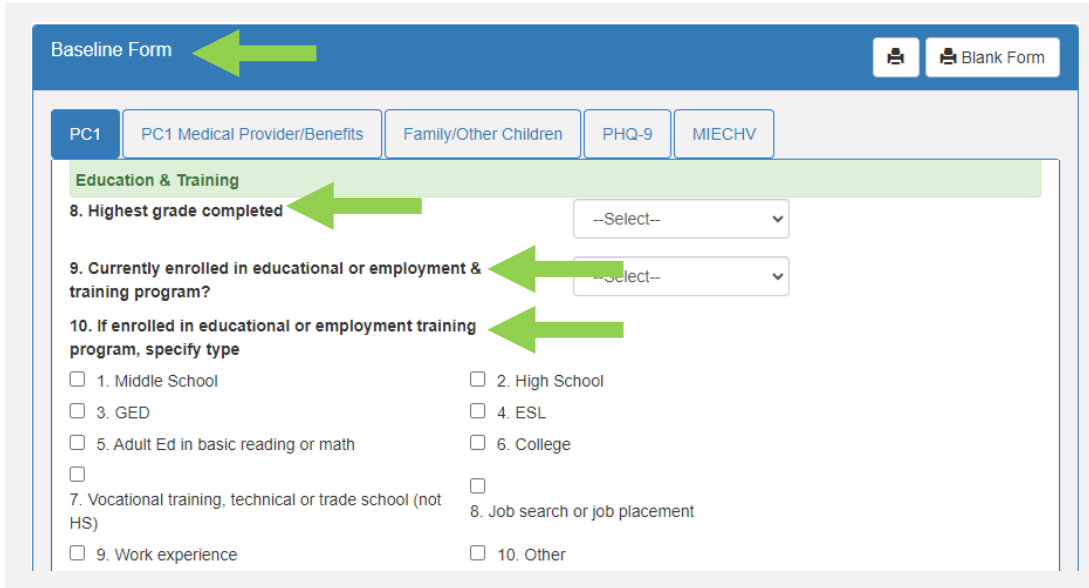
Performance Indicator

 **Definition:** Percent of primary caregivers (PC1s) who enrolled in home visiting without a high school degree or equivalent who subsequently enrolled in, maintained continuous enrollment in, or completed high school or equivalent during their participation in home visiting.

 **Cases that meet measure (Numerator):** # of PC1s who enrolled in, maintained continuous enrollment in, or completed a high school degree or equivalent after enrollment in home visiting (and met the conditions specified in the denominator).

 **Total cohort (Denominator):** # of PC1s without a high school degree or equivalent at enrollment.

 **Your Focus:** Have ongoing discussions with PC1s without a HS degree or equivalent about their educational goals.



Baseline Form

PC1 | PC1 Medical Provider/Benefits | Family/Other Children | PHQ-9 | MIECHV

Education & Training

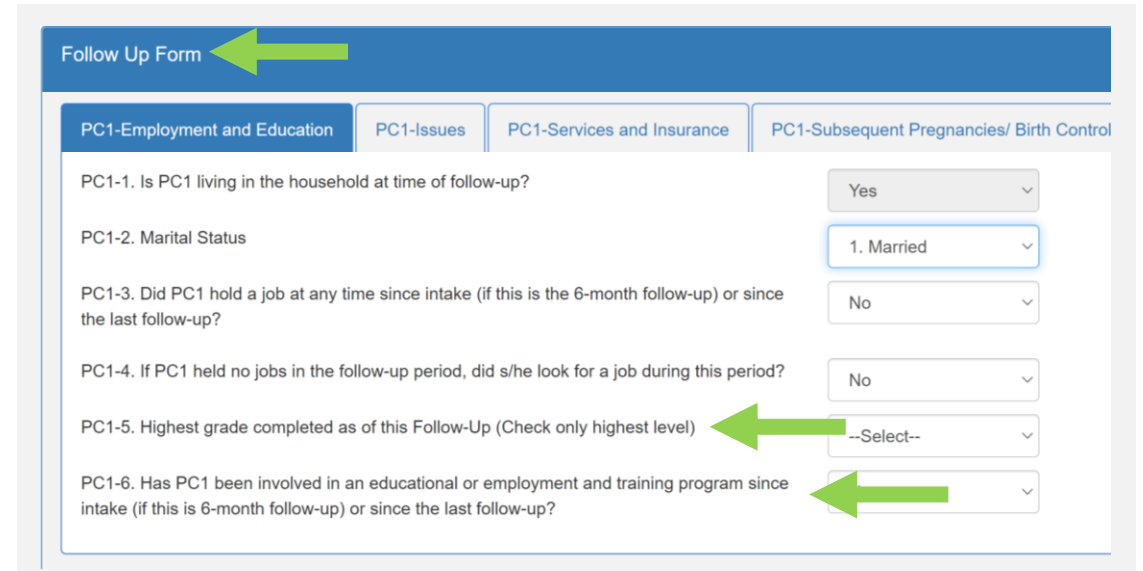
8. Highest grade completed --Select--

9. Currently enrolled in educational or employment & training program? --Select--

10. If enrolled in educational or employment training program, specify type

- 1. Middle School
- 2. High School
- 3. GED
- 4. ESL
- 5. Adult Ed in basic reading or math
- 6. College
- 7. Vocational training, technical or trade school (not HS)
- 8. Job search or job placement
- 9. Work experience
- 10. Other

-OR-



Follow Up Form

PC1-Employment and Education | PC1-Issues | PC1-Services and Insurance | PC1-Subsequent Pregnancies/ Birth Control

PC1-1. Is PC1 living in the household at time of follow-up? Yes

PC1-2. Marital Status 1. Married

PC1-3. Did PC1 hold a job at any time since intake (if this is the 6-month follow-up) or since the last follow-up? No

PC1-4. If PC1 held no jobs in the follow-up period, did s/he look for a job during this period? No

PC1-5. Highest grade completed as of this Follow-Up (Check only highest level) --Select--

PC1-6. Has PC1 been involved in an educational or employment and training program since intake (if this is 6-month follow-up) or since the last follow-up?

Benchmark 15: Primary Caregiver Education

Domain: Improvements in family economic self-sufficiency

Performance Indicator

 **MIS Report | Match Quality** Quarterly Performance Targets: items FLC5, FLC6 | Low

Report Notes | Shows % of PC1s under 21 at enrollment with no HS/GED, who enroll in education program or obtain HS/GED by TC's 6-month and first birthday (*MIECHV: % of PC1s, regardless of PC1's age, with no HS/GED at enrollment, who subsequently enroll in, maintain continuous enrollment in, or complete a HS degree or equivalent*)

Selectable quarter or date range

Performance Targets				
Site: <--All -->	3rd Quarter:		01/01/24 - 03/31/24	
Case Filters used:	Contract:		07/01/23 - 06/30/24	
Family Life Course Targets	Valid Cases			Total Cases
	Percentage who meet Performance Target	Number who meet Performance Target	Total Valid Cases	
FLC5. Education of Participants under 21 at Target Child's six month birthday At least 85% of PC1's under 21 at intake and without a high school degree or GED will be enrolled in a degree bearing program or receive a high school degree or GED certificate by the Target Child's 6 month birthday. Cohort: Target Children 6 to 12 months old and PC1 under 21 years old at Intake without a High School Degree or GED	60%	3	5	5
FLC6. Education of Participants under 21 at Target Child's first birthday At least 90% of PC1's under 21 at intake and without a high school degree or GED will be enrolled in a degree bearing program or receive a high school degree or GED certificate by the Target Child's first birthday. Cohort: Target Children 12 to 18 months old and PC1 under 21 years old at Intake without a High School Degree or GED	50%	2	4	4

List of PC1s not meeting the measures

Cases Not Meeting					
PT#	PC1ID / Full Name	Target Child DOB	Form Reason	Current Worker / Level @ Report End	Explanation
FLC5		03/30/2023	6 month Follow Up	Level 2	
			Not currently enrolled		
FLC6		01/23/2023	1 year Follow Up	Level 2	
			Not currently enrolled		

Invalid / Missing Cases

PT#	PC1ID / Full Name	Target Child DOB	Form	Form Date	Reason	Current Worker / Level @ Report End
FLC5		06/18/2021	6 month Follow Up	01/26/2022	Form out of window	Level 2


List of PC1s with invalid/missing data (excluded from measures)


MIECHV reporting does not limit PC1 or TC age


Benchmark 16: Continuity of Insurance Coverage

Domain: Improvements in family economic self-sufficiency

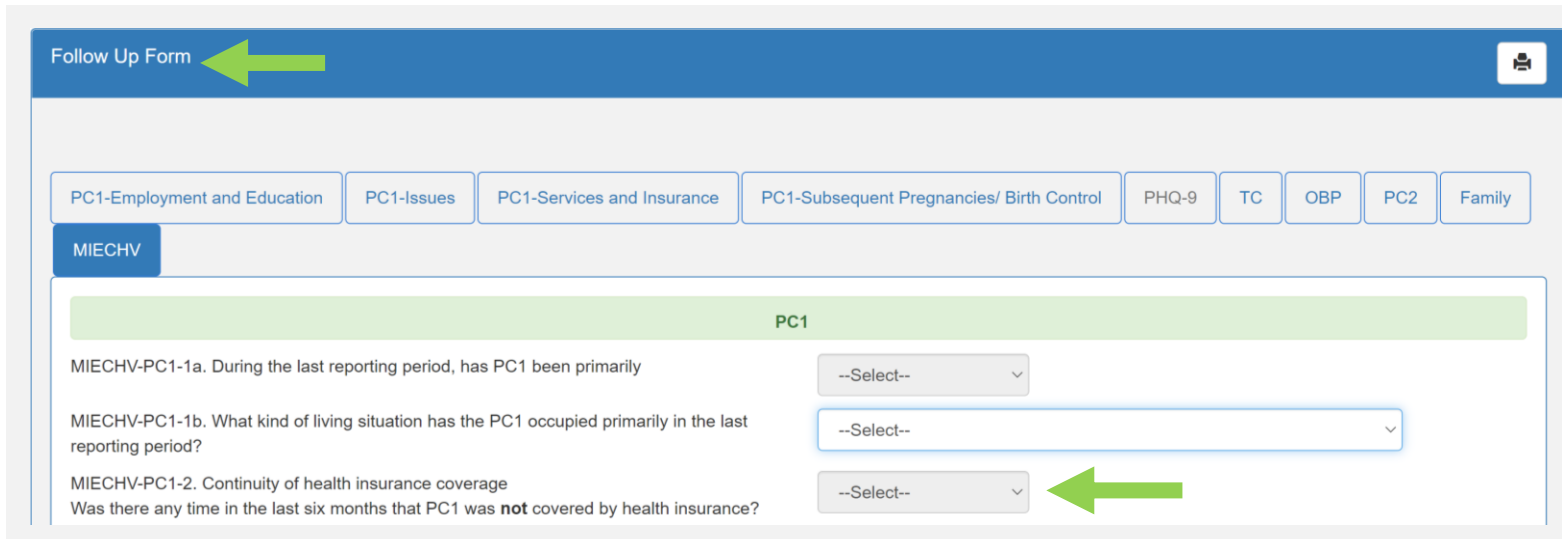
Systems
Outcome

 **Definition:** Percent of primary caregivers (PC1s) enrolled in home visiting for at least 6 months who had continuous health insurance coverage for the most recent 6 consecutive months.

 **Cases that meet measure (Numerator):** # of PC1s enrolled in home visiting who reported having continuous health insurance coverage for the most recent 6 consecutive months within the past year.

 **Total cohort (Denominator):** # of PC1s enrolled in home visiting for at least 6 months.

 **Your Focus:** Try to make sure all PC1s have continuous health insurance coverage and ask about it regularly.



Follow Up Form

PC1-Employment and Education PC1-Issues PC1-Services and Insurance PC1-Subsequent Pregnancies/ Birth Control PHQ-9 TC OBP PC2 Family

MIECHV

PC1

MIECHV-PC1-1a. During the last reporting period, has PC1 been primarily --Select--

MIECHV-PC1-1b. What kind of living situation has the PC1 occupied primarily in the last reporting period? --Select--

MIECHV-PC1-2. Continuity of health insurance coverage Was there any time in the last six months that PC1 was **not** covered by health insurance? --Select--




MIS Report | Match Quality None | N/A


Report Notes | N/A


Benchmark 17: Completed Depression Referrals


Domain: Improvements in the coordination and referrals for other community resources and supports

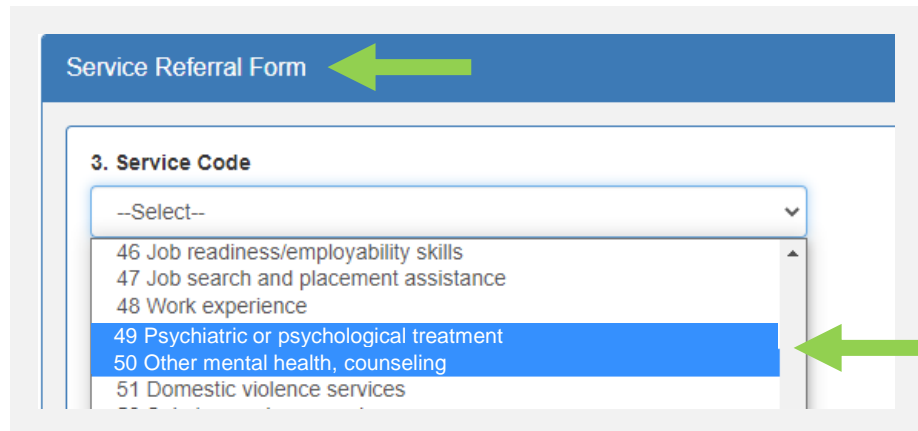
Systems
Outcome

 **Definition:** Percent of primary caregivers (PC1s) **referred** to services for a positive screen for depression (PHQ-9) who **receive** one or more service contacts.

 **Cases that meet measure** (Numerator): # of PC1s enrolled in home visiting who received recommended services for depression (and met the conditions specified in the denominator).

 **Total cohort** (Denominator): # of PC1s enrolled in home visiting who had a positive screen for depression (PHQ-9) within 3 months of enrollment (for those not enrolled prenatally; reached within the reporting period) or within 3 months of delivery (for those enrolled prenatally; reached within the reporting period) and were referred for services.

 **Your Focus:** When a PC1 has a positive PHQ-9 screen, make the referral and follow up on service delivery status and record it.

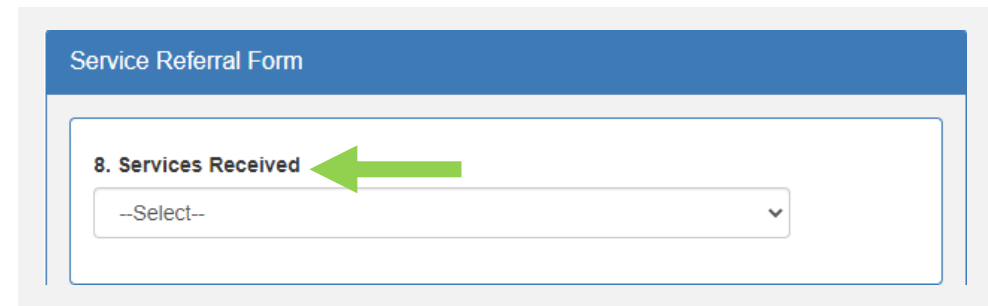


Service Referral Form

3. Service Code

--Select--

- 46 Job readiness/employability skills
- 47 Job search and placement assistance
- 48 Work experience
- 49 Psychiatric or psychological treatment
- 50 Other mental health, counseling
- 51 Domestic violence services



Service Referral Form

8. Services Received

--Select--

Benchmark 17: Completed Depression Referrals

Domain: Improvements in the coordination and referrals for other community resources and supports

Systems Outcome

🔍 MIS Report | Match Quality Quarterly Service Referrals | Low

Report Notes | Includes the outcome of any referral made in the past quarter; not dependent on when PC1 enrolled (*MIECHV cohort: PC1s with a positive PHQ-9 screen within 3 months of enrollment and who were referred to services*); doesn't break out depression services specifically, just categorizes them as "Counseling/Support Services"

Selectable quarter or date range

Site: <--All --> **Separated by arranged and inform & discuss referrals**

Case Filters used: **Arranged by Family Support Specialists**

3rd Quarter 01/01/24 - 03/31/24

Contract: 07/01/23 - 06/30/24

	Total Referrals	Started Service	Pending Service	Didn't Receive Service
Concrete Services	67 (54%)	57 (46%)	7 (6%)	3 (2%)
Counseling / Support Services	7 (6%)	6 (5%)	0 (0%)	1 (1%)
DSS / HRA	4 (3%)	1 (1%)	1 (1%)	2 (2%)
Employment, Training and Education	1 (1%)	1 (1%)	0 (0%)	0 (0%)
Family/Social Support Services	1 (1%)	0 (0%)	0 (0%)	1 (1%)
Health Care	8 (7%)	2 (2%)	6 (5%)	0 (0%)
Nutrition	15 (12%)	14 (11%)	1 (1%)	0 (0%)
Other Services	20 (16%)	19 (15%)	1 (1%)	0 (0%)
Total Referrals	123 (100%)	100 (81%)	16 (13%)	7 (6%)

Reason Service not received (Summary of 'Didn't Receive Services' above)

Total Service not received	7 (100%)
Already receiving service/Referred by another agency	5 (71%)
Child care unavailable	0 (0%)
Geographically inaccessible	0 (0%)
Insufficient participant resources	0 (0%)
No health insurance	0 (0%)
No transportation available	0 (0%)
Other (specify)	2 (29%)
Parent won't give consent	0 (0%)
Participant did not follow through	0 (0%)
Participant not eligible for service	0 (0%)
Participant rejected for service	0 (0%)

Benchmark 17: Completed Depression Referrals

Domain: Improvements in the coordination and referrals for other community resources and supports

Systems Outcome

🔍 MIS Report | Match Quality Quarterly Performance Targets: item FLC7 | Low

Report Notes | Lists PC1s who are flagged for needing mental health, domestic violence, or substance abuse services at intake who did not receive a referral within 6 months of enrollment; doesn't distinguish depression from other mental health issues; doesn't contain information about starting services

Selectable quarter or date range

Performance Targets				
Site: <--All -->	3rd Quarter:		01/01/24 - 03/31/24	
Case Filters used:	Contract:		07/01/23 - 06/30/24	
Family Life Course Targets	Valid Cases			Total Cases
	Percentage who meet Performance Target	Number who meet Performance Target	Total Valid Cases	
FLC7. Referrals for Needed Services At least 75% of enrolled participants with DV, Mental Health, or Substance Abuse issues identified on their assessment will be referred for the appropriate services within 6 months of enrollment Cohort: Participants enrolled from 6 to 12 months with DV, Mental Health, or Substance Abuse issues identified on the assessment	67%	2	3	3

List of PC1s not meeting the measure

Cases Not Meeting					
PT#	PC1ID / Full Name	Target Child DOB	Form Reason	Current Worker / Level @ Report End	Explanation
FLC7		06/24/2023	Service Referrals Missing service code 49 or 50 referral.	Level 1	


Invalid / Missing Cases						
PT#	PC1ID / Full Name	Target Child DOB	Form	Form Date	Reason	Current Worker / Level @ Report End
FLC7		05/25/2023	Service Referrals		Form(s) not reviewed by supervisor	Level CO


List of PC1s with invalid/missing data (excluded from measure)


Benchmark 18: Completed Developmental Referrals


Domain: Improvements in the coordination and referrals for other community resources and supports

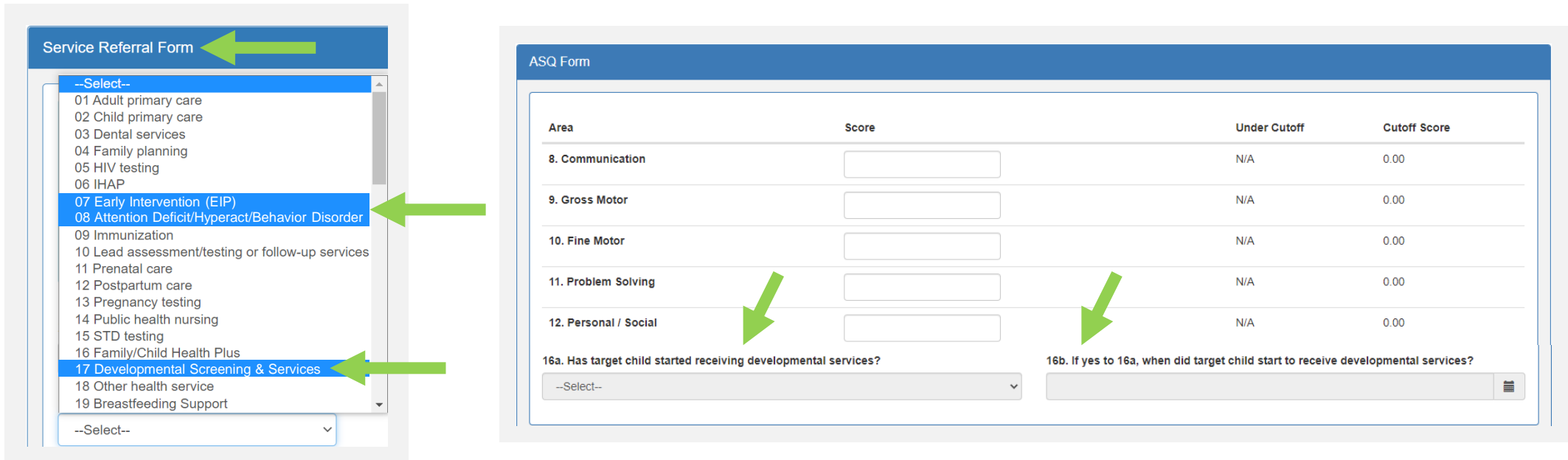
Systems
Outcome

 **Definition:** Percent of children enrolled in home visiting with positive screens for developmental delays (measured using the ASQ) who receive services in a timely manner.

 **Cases that meet measure (Numerator):** # of children enrolled in home visiting who a) received individualized developmental support from a home visitor (i.e., subsequent ASQ); b) were referred to early intervention services (service code: 7) and received an evaluation within 45 days; OR c) were referred to other community services (service code: 8, 17, or 65) and received services within 45 days (and met the conditions specified in the denominator).

 **Total cohort (Denominator):** # of children enrolled in home visiting with positive screens for developmental delays (measured using the ASQ).

 **Your Focus:** When a child has a positive ASQ screen, make the referral and follow up on service delivery status and record it.



The image shows two screenshots of forms. The left screenshot is the 'Service Referral Form' with a dropdown menu open, listing various service codes. The right screenshot is the 'ASQ Form' with a table of scores and a section for recording service delivery.

Service Referral Form

- Select--
- 01 Adult primary care
- 02 Child primary care
- 03 Dental services
- 04 Family planning
- 05 HIV testing
- 06 IHAP
- 07 Early Intervention (EIP)
- 08 Attention Deficit/Hyperact/Behavior Disorder
- 09 Immunization
- 10 Lead assessment/testing or follow-up services
- 11 Prenatal care
- 12 Postpartum care
- 13 Pregnancy testing
- 14 Public health nursing
- 15 STD testing
- 16 Family/Child Health Plus
- 17 Developmental Screening & Services
- 18 Other health service
- 19 Breastfeeding Support
- Select--

ASQ Form

Area	Score	Under Cutoff	Cutoff Score
8. Communication	<input type="text"/>	N/A	0.00
9. Gross Motor	<input type="text"/>	N/A	0.00
10. Fine Motor	<input type="text"/>	N/A	0.00
11. Problem Solving	<input type="text"/>	N/A	0.00
12. Personal / Social	<input type="text"/>	N/A	0.00

16a. Has target child started receiving developmental services?

16b. If yes to 16a, when did target child start to receive developmental services?

Benchmark 18: Completed Developmental Referrals

Domain: Improvements in the coordination and referrals for other community resources and supports

Systems Outcome

🔍 MIS Report | Match Quality 6-5.D Developmental Delay Tracking and Follow-up | Low

Report Notes | Lists all TCs by PC1ID who were flagged on the ASQ; lists referral date, service start date, service code, and nature of referral (inform & discuss or arrange); includes TCs who are already receiving services (*MIECHV excludes them*); doesn't provide numerator, denominator, or percent of cases who are referred and receive services

6-5.D Developmental Delay Tracking and Follow Up for 01/01/2023 - 03/31/2024 ← Selectable date range

Site: <--All --> Case Filters used: <-- None -->

Current Worker: Supervisor:

Listed by worker and PC1ID

PC1ID	TC Name	TC DOB	Intake Date	Discharge Date
		03/23/2019	02/01/2019	

ASQ details where developmental delay was suspected

Screenings that indicate potential developmental delay

Screening	Screening Date	In Window?	Reason delay suspected	Was TC referred?	Has target child started receiving developmental services?
ASQ	05/03/2019	Yes	At least one area has a score that is under cutoff.	Yes	

Details on service referrals

Service referrals related to TC developmental delay

Service code	Nature of referral	Referral date	Agency referred to	Services received?	Date started
17- Developmental screening & services	Arrangements	05/03/2019	Learning activities	Yes	05/15/2019

Benchmark 18: Completed Developmental Referrals

Domain: Improvements in the coordination and referrals for other community resources and supports

Systems Outcome

🔍 **MIS Report | Match Quality Quarterly Service Referrals | Low**

Report Notes | Provides the outcome of any referral made in past quarter; not dependent on when PC1 enrolled; doesn't break out developmental issues specifically, just categorizes them as "Healthcare" or "Other Services"

Selectable quarter or date range

Site: <--All --> **Service Referrals**
 Case Filters used: Separated by arranged and inform & discuss referrals
 3rd Quarter 01/01/24 - 03/31/24
 Contract: 07/01/23 - 06/30/24
 Arranged by Family Support Specialists

	Total Referrals	Started Service	Pending Service	Didn't Receive Service
Concrete Services	67 (54%)	57 (46%)	7 (6%)	3 (2%)
Counseling / Support Services	7 (6%)	6 (5%)	0 (0%)	1 (1%)
DSS / HRA	4 (3%)	1 (1%)	1 (1%)	2 (2%)
Employment, Training and Education	1 (1%)	1 (1%)	0 (0%)	0 (0%)
Family/Social Support Services	1 (1%)	0 (0%)	0 (0%)	1 (1%)
Health Care	8 (7%)	2 (2%)	6 (5%)	0 (0%)
Nutrition	15 (12%)	14 (11%)	1 (1%)	0 (0%)
Other Services	20 (16%)	19 (15%)	1 (1%)	0 (0%)
Total Referrals	123 (100%)	100 (81%)	16 (13%)	7 (6%)





Reason Service not received (Summary of 'Didn't Receive Services' above)

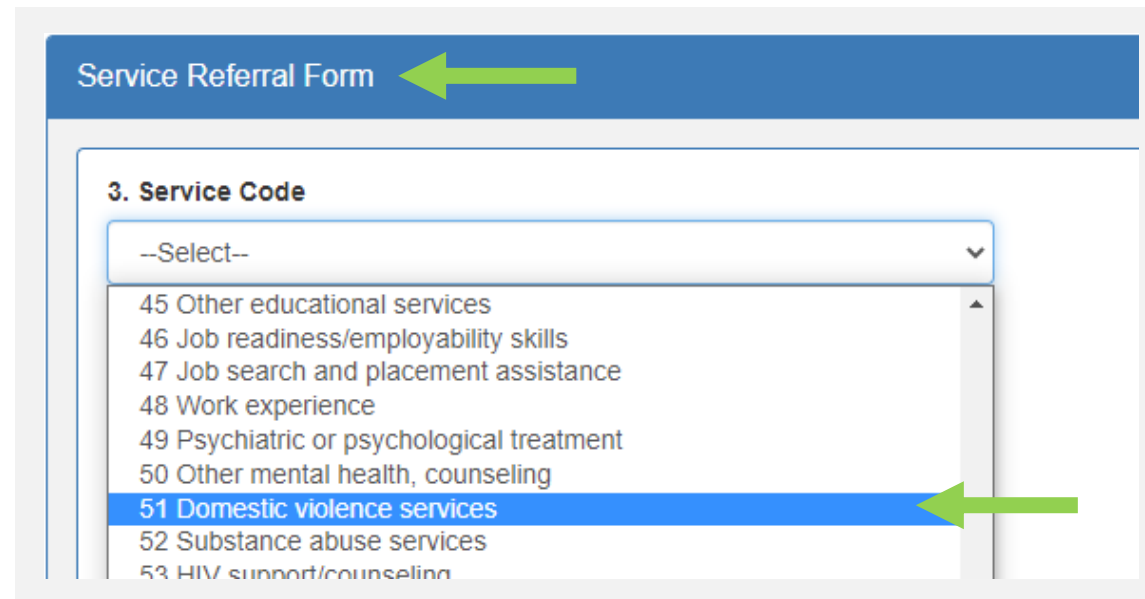
Total Service not received	7 (100%)
Already receiving service/Referred by another agency	5 (71%)
Child care unavailable	0 (0%)
Geographically inaccessible	0 (0%)
Insufficient participant resources	0 (0%)
No health insurance	0 (0%)
No transportation available	0 (0%)
Other (specify)	2 (29%)
Parent won't give consent	0 (0%)
Participant did not follow through	0 (0%)
Participant not eligible for service	0 (0%)
Participant rejected for service	0 (0%)

Benchmark 19: Intimate Partner Violence Referrals

Domain: Improvements in the coordination and referrals for other community resources and supports

Performance
Indicator

-  **Definition:** Percent of primary caregivers (PC1s) enrolled in home visiting with positive screens for IPV (measured using the HITS) who receive referral information to IPV resources.
-  **Cases that meet measure (Numerator):** # of PC1s enrolled in home visiting who received referral information to IPV resources (and met the conditions specified in the denominator).
-  **Total cohort (Denominator):** # of PC1s enrolled in home visiting with positive screens for IPV (measured using the HITS) within 6 months of enrollment.
-  **Your Focus:** When a PC1 has a positive screen, make the referral and record it.



The screenshot shows a web-based form titled "Service Referral Form". A green arrow points to the title. Below the title is a section labeled "3. Service Code". A dropdown menu is open, showing a list of service codes. The code "51 Domestic violence services" is highlighted in blue, and a green arrow points to it. The other visible options are: 45 Other educational services, 46 Job readiness/employability skills, 47 Job search and placement assistance, 48 Work experience, 49 Psychiatric or psychological treatment, 50 Other mental health, counseling, 52 Substance abuse services, and 53 HIV support/counseling.

Benchmark 19: Intimate Partner Violence Referrals

Domain: Improvements in the coordination and referrals for other community resources and supports

Performance Indicator

 **MIS Report | Match Quality** Quarterly Performance Targets: item FLC7 | Medium-low

Report Notes | Lists PC1s who are flagged for needing domestic violence (service code: 51), mental health or substance abuse services at intake who did not receive a referral within 6 months of enrollment (*MIECHV: % of PC1s with positive HITS screen who were referred to IPV services; no specified timeframe*)

Selectable quarter or date range

Performance Targets				
Site: <--All -->	3rd Quarter:		01/01/24 - 03/31/24	
Case Filters used:	Contract:		07/01/23 - 06/30/24	
Family Life Course Targets	Valid Cases			Total Cases
	Percentage who meet Performance Target	Number who meet Performance Target	Total Valid Cases	
FLC7. Referrals for Needed Services At least 75% of enrolled participants with DV, Mental Health, or Substance Abuse issues identified on their assessment will be referred for the appropriate services within 6 months of enrollment Cohort: Participants enrolled from 6 to 12 months with DV, Mental Health, or Substance Abuse issues identified on the assessment	67%	2	3	3

List of PC1s not meeting the measure

Cases Not Meeting					
PT#	PC1ID / Full Name	Target Child DOB	Form Reason	Current Worker / Level @ Report End	Explanation
FLC7		12/19/2022	Service Referrals Missing service code 51 referral. Missing service code 49 or 50 referral.	Level 1	

Invalid / Missing Cases						
PT#	PC1ID / Full Name	Target Child DOB	Form	Form Date	Reason	Current Worker / Level @ Report End
FLC7		05/25/2023	Service Referrals		Form(s) not reviewed by supervisor	Level CO

List of PC1s with invalid/missing data (excluded from measure)

Benchmark 19: Intimate Partner Violence Referrals

Domain: Improvements in the coordination and referrals for other community resources and supports

Performance Indicator

MIS Report | Match Quality Big Three – Assessment PC1 Issues | Medium-low

Report Notes | Calculates the percent of PC1s (with an intake date between the report start and end date) who reported substance abuse, mental health, or domestic violence issues on the assessment that received a relevant service referral within 6 months of intake (*MIECHV: % of PC1s with positive HITS screen who were referred to IPV services; no specified timeframe*)

Selectable date range

Big Three - Assessment PC1 Issues
for Active Participants Enrolled Between 10/01/2022 and 08/31/2024

Site: <--All --> Case Filters used:

Total Cases with PC1 Issues on Assessment	Issue Totals [Cases with referral / Cases (Percentage)]		
	Substance Abuse	Mental Health	Domestic Violence
33	1 / 7 (14%)	15 / 31 (48%)	1 / 8 (13%)

PC1 ID	Assessment Date	Intake Date	Current Level	Substance Abuse Issue	Mental Health Issue	Domestic Violence Issue
Current Worker:				Supervisor:		
	08/08/2022	09/01/2022	Level 2	No	Yes *	No
	06/29/2022	07/12/2022	Level 2	No	Yes	Yes *
	11/29/2022	11/29/2022	Level 2	No	Yes *	Yes

* indicates that a Service Referral has been made for this issue for PC1 within six months of the Intake Date

Listed by worker and PC1ID

(%) of PC1s who reported DV issues on the assessment who received a DV service referral within 6 months of intake

No = DV not reported as an issue at assessment

Yes* = DV reported as an issue on the assessment and DV service referral made within 6 months of intake

Yes = DV reported as an issue on the assessment, but no DV service referral made within 6 months of intake

Benchmark 19: Intimate Partner Violence Referrals

Domain: Improvements in the coordination and referrals for other community resources and supports

Performance Indicator

🔍 MIS Report | Match Quality Count of Service Referrals by Code | Low

Report Notes | Counts the # of domestic violence service referrals (service code: 51) given in period (category will not appear on report if no corresponding referrals were given in the period), but does not have a denominator of PC1s who screened positive for IPV

Selectable date range

Count of Service Referrals by Code	
From 1/1/2024 To 3/31/2024	
Case Filters used: <-- None -->	
Worker: All Workers	
Service Category: Concrete Services (CON)	
Service Code	# of Referrals
56-Clothing, furniture, other household items	90
57-Housing assistance / emergency shelter	23
Total for (CON)..	113
Service Category: Counseling & Intensive Support Services (CSS)	
Service Code	# of Referrals
49-Psychiatric or psychological treatment	1
50-Other mental health, counseling	29
51-Domestic violence services	4
52-Substance abuse services	1
54-Support groups	26
Total for (CSS)..	61

Numerator

Note: no denominator of PC1s who screened positive for IPV

Additional Resources

1. MIECHV-MIS Report Crosswalk

Recommended Audience: Program Managers, Supervisors At MIECHV Programs

Learning Objectives:

- Understand the items and constructs being measured by MIECHV
- Identify MIS reports that can be used to track performance on MIECHV benchmarks
- Understand in detail how closely the MIS reports match MIECHV reporting (i.e., match quality)
- Monitor and evaluate their own program's performance on the MIECHV benchmarks in between quarterly reporting

2. MIECHV Benchmarks Quarterly Meeting Slides: September 2024

Recommended Audience: Program Managers, Supervisors At MIECHV Programs

Learning Objectives:

- Identify MIS reports that can be used to track performance on MIECHV benchmarks
- Understand how closely the MIS reports match MIECHV reporting (i.e., match quality)
- Monitor and evaluate their own program's performance on the MIECHV benchmarks in between quarterly reporting

Additional Resources (cont...)

[3. Video by CHSR on MIECHV reporting](#)

Recommended Audience: Program Managers, Supervisors At MIECHV Programs

Learning Objectives:

- Understand the items and constructs being measured by MIECHV
- Identify the additional items/activities MIECHV programs must ask/perform, and know how to answer them
- Distinguish the different types of program benchmarks, and be able to determine what is needed to meet each item
- Monitor and evaluate their own program's performance on the MIECHV benchmarks through CHSR's reports

[Slides from Video](#)